Saint Valery sur Somme, 17/10/2016

On a diphasic low Mach model for a heat exchanger

Theoretical and 1D/3D numerical results

Gloria Faccanoni[1]

Stéphane Dellacherie[2] Bérénice Grec[3] Yohan Penel[4]

[1] IMATH – Université de Toulon

[2] École Polytechnique de Montréal & CEA Saclay

[3] MAP5 – Université Paris Descartes

[4] Team ANGE (CETMEF, LJLL, CNRS, INRIA) – UPMC

With the financial support of NEEDS (CNRS grant)

Outline

1. Context
2. The Low Mach Hypothesis
3. A Low Mach model for a heat exchanger
4. Theoretical results: 1D-model
5. Numerical schemes
6. Conclusion & Perspectives

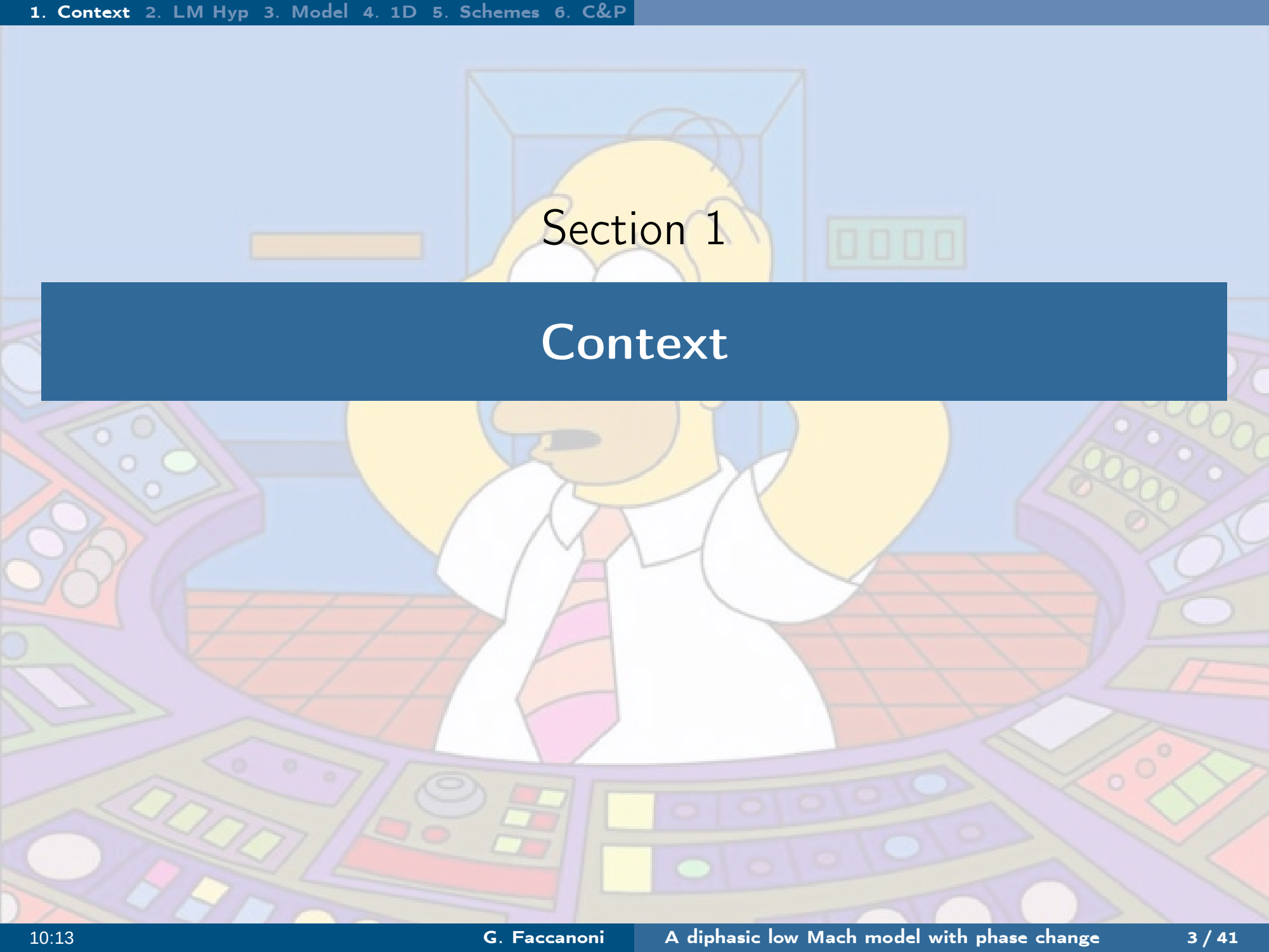

Section 1

Context

Pressurized Water Reactor

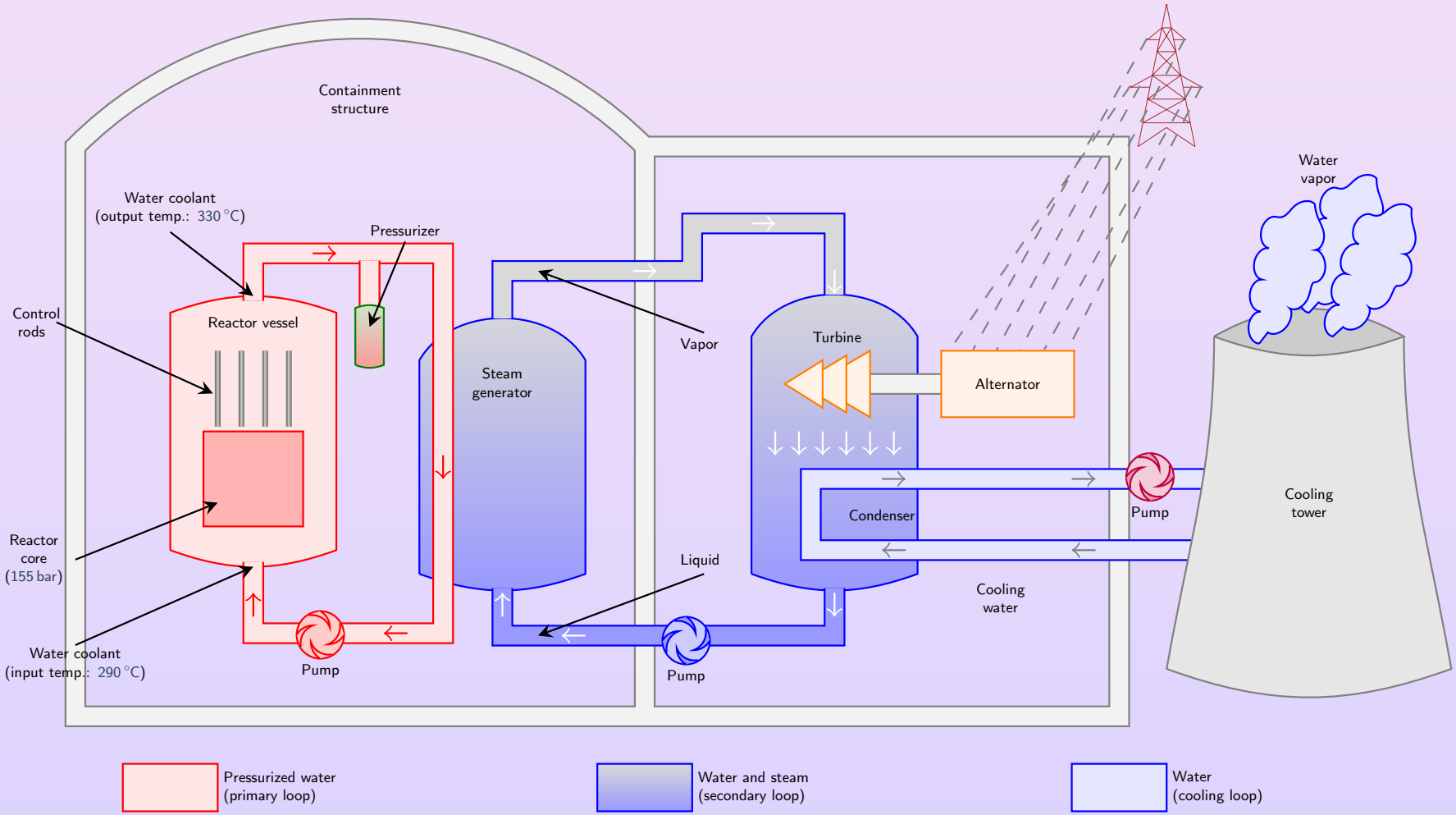

Pressurized Water Reactor

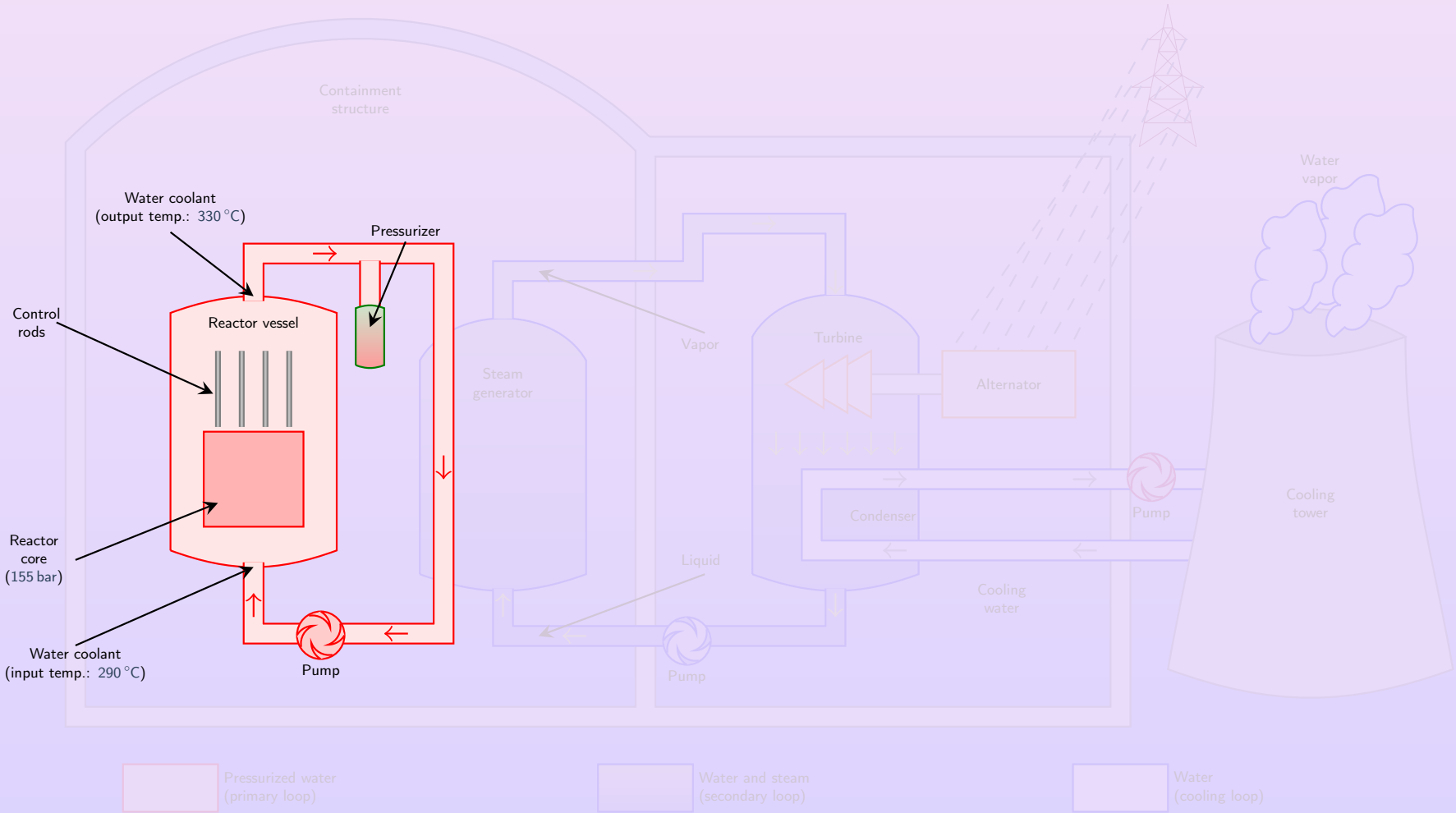

Pressurized Water Reactor

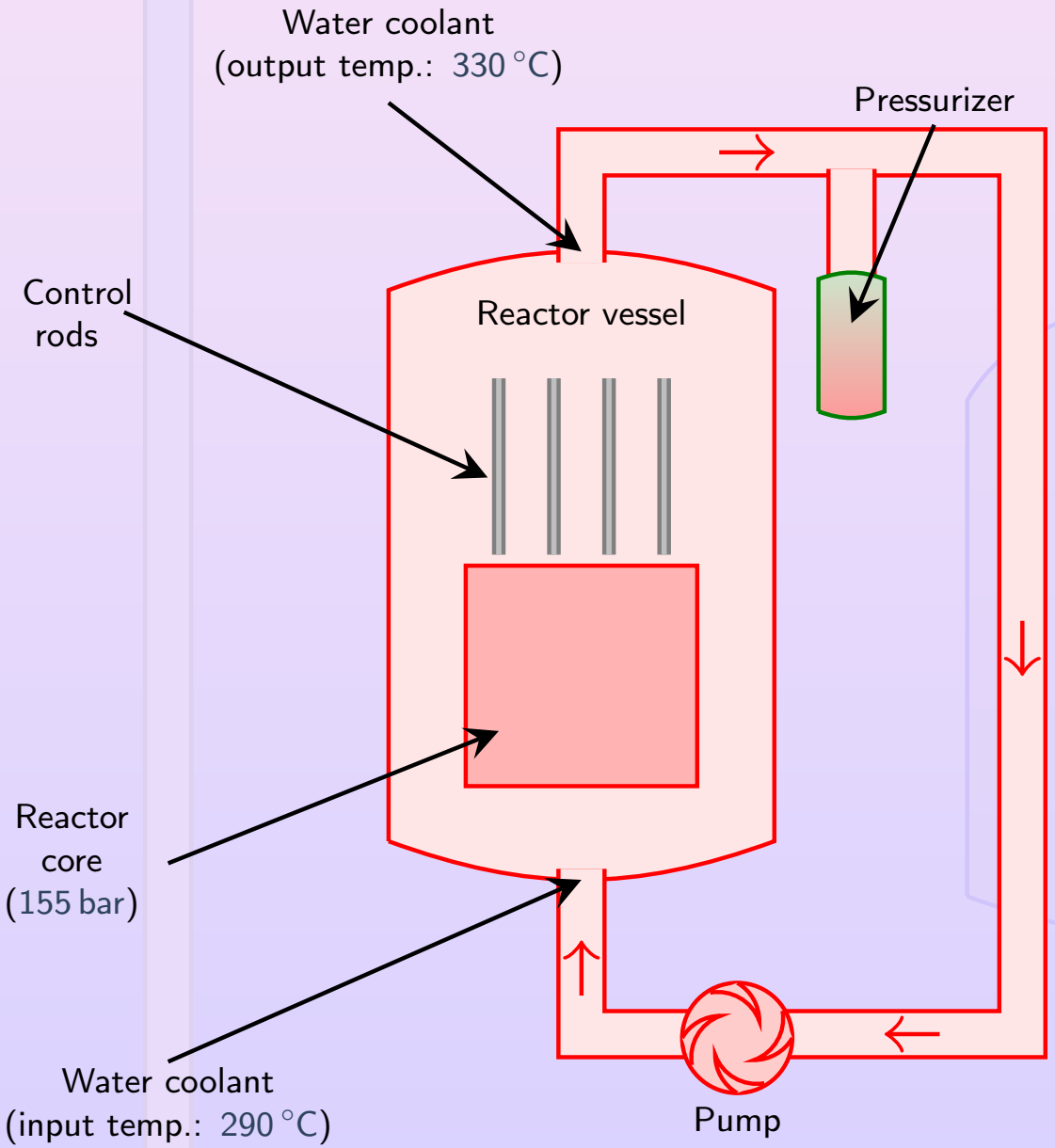

Core of a Pressurized Water Reactor

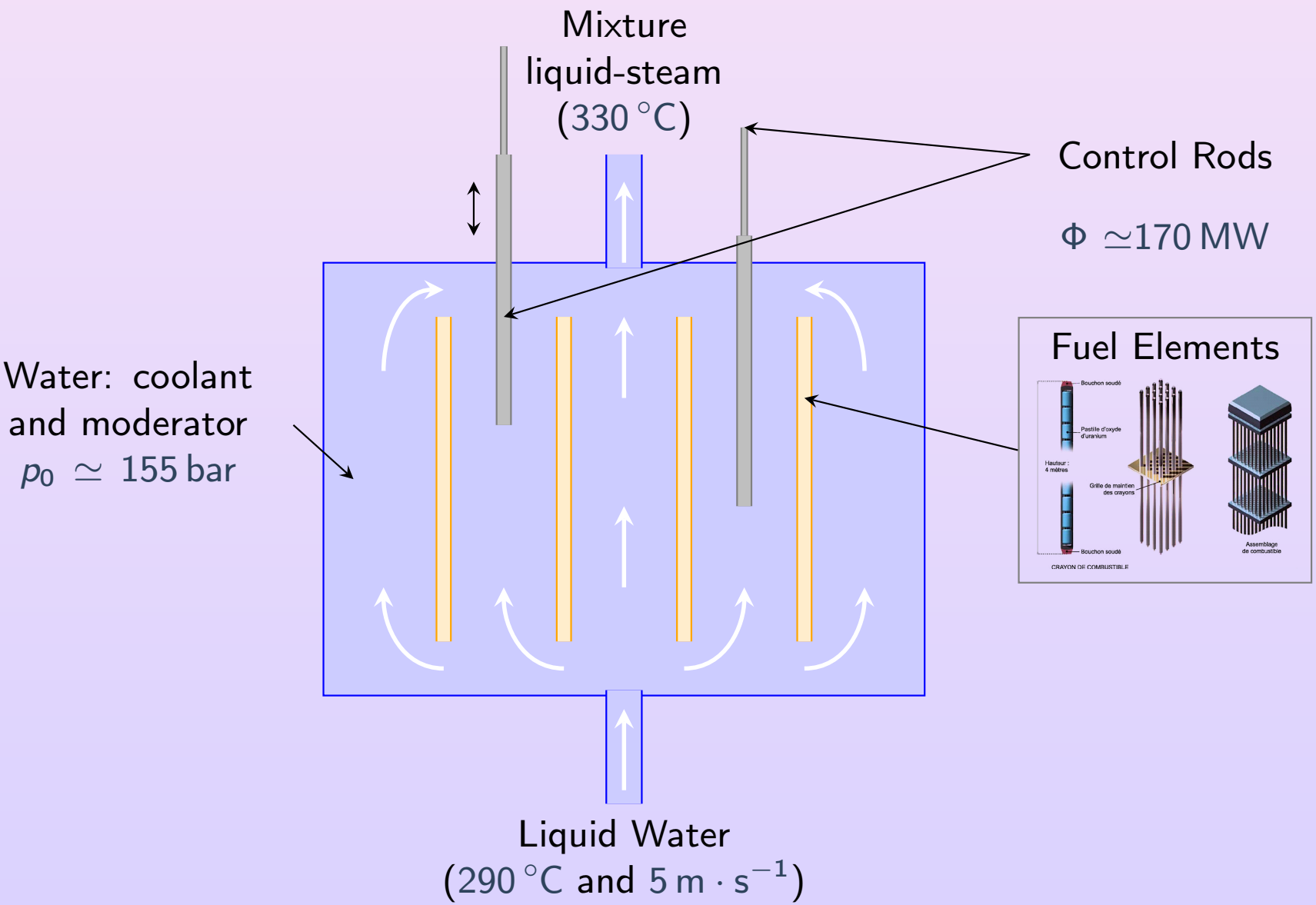

Section 2

The Low Mach Hypothesis

Core at Pressurized Water Reactor

Nominal regime

- Inlet velocity: $|\mathbf{u}| \simeq 5\,\mathrm{m}\cdot\mathrm{s}^{-1}$
- Speed of sound at $p_0 = 155\,\mathrm{bar}$ and $T = 300\,^\circ\mathrm{C}$: $c_\ell^* \simeq 1.0 \times 10^3\,\mathrm{m}\cdot\mathrm{s}^{-1}$

$$\textbf{Mach number } \mathrm{M} = \frac{|\mathbf{u}|}{c_\ell^*} \simeq 5 \times 10^{-3} \ll 1$$

This is also the case

- for incidental regime
- for some accidental scenarios such as a LOFA (Loss of Flow Accident)[1] induced by a coolant pump trip event *even if phase change occurs*

Acoustics negligible (no shock waves) BUT high heat transfers

[1] Except for a very fast depressurization such as a LOCA (Loss of Coolant Accident)

Core at Pressurized Water Reactor

Nominal regime

- Inlet velocity: $|\mathbf{u}| \simeq 5\,\mathrm{m}\cdot\mathrm{s}^{-1}$
- Speed of sound at $p_0 = 155\,\mathrm{bar}$ and $T = 300\,^\circ\mathrm{C}$: $c_\ell^* \simeq 1.0 \times 10^3\,\mathrm{m}\cdot\mathrm{s}^{-1}$

$$\textbf{Mach number } \mathrm{M} = \frac{|\mathbf{u}|}{c_\ell^*} \simeq 5 \times 10^{-3} \ll 1$$

This is also the case

- for incidental regime
- for some accidental scenarios such as a LOFA (Loss of Flow Accident)[1] induced by a coolant pump trip event *even if phase change occurs*

Acoustics negligible (no shock waves) BUT high heat transfers

[1] Except for a very fast depressurization such as a LOCA (Loss of Coolant Accident)

Which model?

- Low Mach number: $\mathrm{M} \ll 1$
- High heat transfers: $\operatorname{div} \mathbf{u} \neq 0$

$\Downarrow$

1. Compressible Navier-Stokes system
   $\rightarrow$ model with acoustics and with heat transfers
2. Asymptotic low Mach model
   (obtained formally by filtering out the acoustics waves)
   $\rightarrow$ model without acoustics but with heat transfers

Section 3

A Low Mach model for a heat exchanger

- Governing equations
- Boundary Conditions
- Equation(s) of State

Section 3

A Low Mach model for a heat exchanger

- Governing equations
- Boundary Conditions
- Equation(s) of State

An Asymptotic Low Mach Model

$$p(t,\mathbf{x}) = p_0(t) + \bar{p}(t,\mathbf{x}) \text{ with } \frac{\bar{p}(t,\mathbf{x})}{p(t,\mathbf{x})} = \mathcal{O}(\mathrm{M}^2)$$

$$\begin{cases} \operatorname{div}(\mathbf{u}) = -\dfrac{p_0'(t)}{\varrho(h,p_0)(c^*(h,p_0))^2} + \dfrac{\beta(h,p_0)}{p_0(t)}[\Phi + \operatorname{div}(\lambda \cdot \nabla T(h,p_0))] \\ \varrho(h,p_0)\Big(\partial_t h + \mathbf{u}\cdot\nabla h\Big) = \Phi + p_0'(t) + \operatorname{div}(\lambda \cdot \nabla T(h,p_0)) \\ \varrho(h,p_0)\Big(\partial_t \mathbf{u} + (\mathbf{u}\cdot\nabla)\mathbf{u}\Big) + \nabla\bar{p} = \operatorname{div}(\sigma(\mathbf{u})) + \varrho(h,p_0)\mathbf{g} \end{cases}$$

- **Unknowns**
- **Given quantities**
- **Equation Of State:**

An Asymptotic Low Mach Model

$$p(t,\mathbf{x}) = p_0(t) + \bar{p}(t,\mathbf{x}) \text{ with } \frac{\bar{p}(t,\mathbf{x})}{p(t,\mathbf{x})} = \mathcal{O}(\mathrm{M}^2)$$

$$\begin{cases} \operatorname{div}(\mathbf{u}) = -\dfrac{p_0'(t)}{\varrho(h,p_0)(c^*(h,p_0))^2} + \dfrac{\beta(h,p_0)}{p_0(t)}[\Phi + \operatorname{div}(\lambda \cdot \nabla T(h,p_0))] \\ \varrho(h,p_0)\Big(\partial_t h + \mathbf{u}\cdot\nabla h\Big) = \Phi + p_0'(t) + \operatorname{div}(\lambda \cdot \nabla T(h,p_0)) \\ \varrho(h,p_0)\Big(\partial_t \mathbf{u} + (\mathbf{u}\cdot\nabla)\mathbf{u}\Big) + \nabla \bar{p} = \operatorname{div}(\sigma(\mathbf{u})) + \varrho(h,p_0)\mathbf{g} \end{cases}$$

- **Unknowns**
  - $(t,\mathbf{x}) \mapsto \mathbf{u}$ velocity
  - $(t,\mathbf{x}) \mapsto h$ enthalpy
  - $(t,\mathbf{x}) \mapsto \bar{p}$ dynamic pressure
- **Given quantities**
- **Equation Of State:**

An Asymptotic Low Mach Model

$$p(t,\mathbf{x}) = p_0(t) + \bar{p}(t,\mathbf{x}) \text{ with } \frac{\bar{p}(t,\mathbf{x})}{p(t,\mathbf{x})} = \mathcal{O}(\mathrm{M}^2)$$

$$\begin{cases} \operatorname{div}(\mathbf{u}) = -\dfrac{p_0'(t)}{\varrho(h,p_0)(c^*(h,p_0))^2} + \dfrac{\beta(h,p_0)}{p_0(t)}[\Phi + \operatorname{div}(\lambda \cdot \nabla T(h,p_0))] \\ \varrho(h,p_0)\Big(\partial_t h + \mathbf{u}\cdot\nabla h\Big) = \Phi + p_0'(t) + \operatorname{div}(\lambda \cdot \nabla T(h,p_0)) \\ \varrho(h,p_0)\Big(\partial_t \mathbf{u} + (\mathbf{u}\cdot\nabla)\mathbf{u}\Big) + \nabla\bar{p} = \operatorname{div}(\sigma(\mathbf{u})) + \varrho(h,p_0)\mathbf{g} \end{cases}$$

- **Unknowns**
- **Given quantities**
  - $(t,\mathbf{x}) \mapsto \Phi \geq 0$ power density
  - $\mathbf{g}$ gravity
  - $t \mapsto p_0$ thermodynamic pressure
- **Equation Of State:**

An Asymptotic Low Mach Model

$$p(t,\mathbf{x}) = p_0(t) + \bar{p}(t,\mathbf{x}) \text{ with } \frac{\bar{p}(t,\mathbf{x})}{p(t,\mathbf{x})} = \mathcal{O}(\mathrm{M}^2)$$

$$\begin{cases} \operatorname{div}(\mathbf{u}) = -\dfrac{p_0'(t)}{\varrho(h,p_0)(c^*(h,p_0))^2} + \dfrac{\beta(h,p_0)}{p_0(t)}[\Phi + \operatorname{div}(\lambda \cdot \nabla T(h,p_0))] \\ \varrho(h,p_0)\Big(\partial_t h + \mathbf{u}\cdot\nabla h\Big) = \Phi + p_0'(t) + \operatorname{div}(\lambda \cdot \nabla T(h,p_0)) \\ \varrho(h,p_0)\Big(\partial_t \mathbf{u} + (\mathbf{u}\cdot\nabla)\mathbf{u}\Big) + \nabla \bar{p} = \operatorname{div}(\sigma(\mathbf{u})) + \varrho(h,p_0)\mathbf{g} \end{cases}$$

- **Unknowns**
- **Given quantities**
- **Equation Of State:** $(h,p_0) \mapsto \varrho$ density

$$\Longrightarrow \begin{cases} (h,p_0) \mapsto \beta \overset{\text{def}}{=} -\frac{p_0}{\varrho^2(h,p_0)} \left.\frac{\partial \varrho}{\partial h}\right|_{p_0} & \text{compressibility coefficient} \\ (h,p_0) \mapsto T & \text{temperature} \\ (h,p_0) \mapsto c^* & \text{speed of sound} \end{cases}$$

Section 3

A Low Mach model for a heat exchanger

- Governing equations
- Boundary Conditions
- Equation(s) of State

Boundary conditions

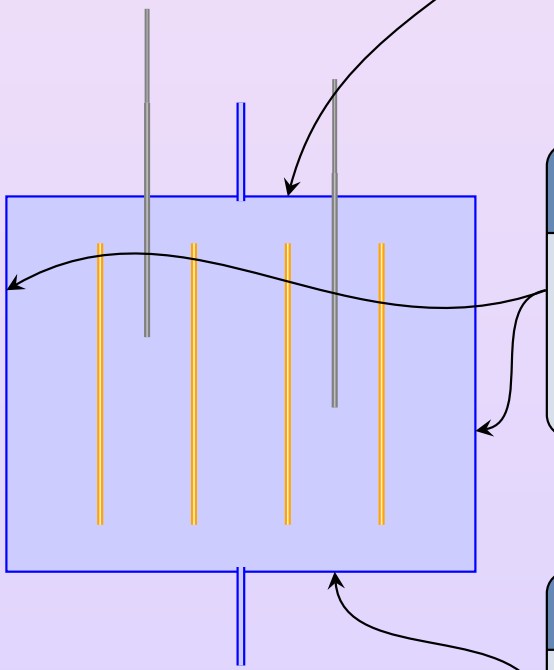

Free outflow

$$\sigma(\mathbf{u})\mathbf{n} - \bar{p}\mathbf{n} = \mathbf{0}$$

Free-slip

$$\begin{cases} \mathbf{u}\cdot\mathbf{n} = 0 \\ (\sigma(\mathbf{u})\mathbf{n})\cdot\boldsymbol{\tau} = 0 \end{cases}$$

Inflow

$$\begin{cases} h = h_e(t,x), \\ (\varrho\mathbf{u}) = (0, D_e(t,x)) \end{cases}$$

Section 3

A Low Mach model for a heat exchanger

- Governing equations
- Boundary Conditions
- Equation(s) of State

Diphasic EOS

- Liquid $\kappa = \ell$ and vapour $\kappa = g$ are characterized by their thermodynamic properties: $(h, p_0) \mapsto \varrho_\kappa$
- In the mixture, full equilibrium between liquid and vapour phases: $T = T^s(p_0)$ and we define values at saturation:

$$h_\kappa^s(p_0) \overset{\text{def}}{=} h_\kappa\big(p_0, T^s(p_0)\big), \qquad \varrho_\kappa^s(p_0) \overset{\text{def}}{=} \varrho_\kappa\big(p_0, T^s(p_0)\big) = \varrho_\kappa\big(h_\kappa^s, p_0\big).$$

$$\varrho(h, p_0) = \begin{cases} \varrho_\ell(h, p_0), & \text{if } h \le h_\ell^s(p_0), \\ \varrho_m(h, p_0) & \text{if } h_\ell^s(p_0) < h < h_g^s(p_0), \\ \varrho_g(h, p_0), & \text{if } h \ge h_g^s(p_0), \end{cases}$$

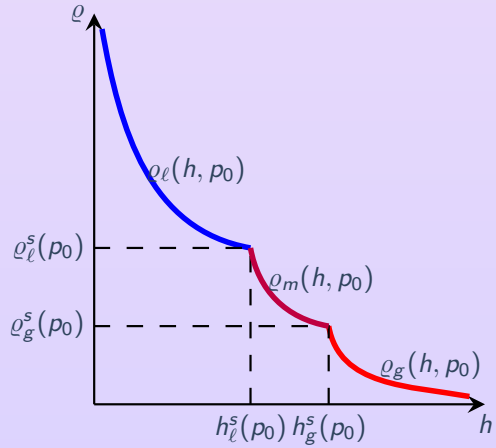

Mixture EoS

$$\begin{cases} \varrho = \alpha \varrho_g^s(p_0) + (1-\alpha)\varrho_\ell^s(p_0) \\ \varrho h = \alpha \varrho_g^s(p_0) h_g^s(p_0) + (1-\alpha)\varrho_\ell^s(p_0) h_\ell^s(p_0) \end{cases} \qquad \text{for } h \in [h_\ell^s(p_0); h_g^s(p_0)]$$

$$\Downarrow$$

$$\boxed{\varrho_m(h, p_0) = \frac{p_0/\beta_m(p_0)}{h - q_m(p_0)}}$$

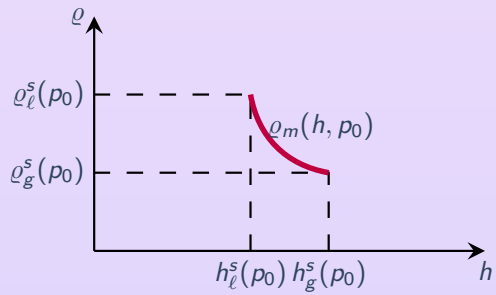

where

$$\beta_m(p_0) \overset{\text{def}}{=} p_0 \frac{\frac{1}{\varrho_g^s} - \frac{1}{\varrho_\ell^s}}{h_g^s - h_\ell^s} = -\frac{p_0}{\varrho_m(h, p_0)} \left.\frac{\partial \varrho_m}{\partial h}\right|_{p_0} \qquad q_m(p_0) \overset{\text{def}}{=} \frac{\varrho_g^s h_g^s - \varrho_\ell^s h_\ell^s}{\varrho_g^s - \varrho_\ell^s}$$

Pure phase EoS: Noble Able Stiffened Gas law

$$\frac{1}{\varrho_\kappa}(h, p_0) = \frac{\gamma_\kappa - 1}{\gamma_\kappa} \frac{h - q_\kappa}{p_0 + \pi_\kappa} + b_\kappa$$

- $\gamma_\kappa > 1$ adiabatic coefficient
- π_κ reference pressure
- q_κ binding energy
- b_κ covolume

$$\Downarrow$$

$$\beta_\kappa(p_0) = -\frac{p_0}{\varrho_\kappa^2(h, p_0)} \left.\frac{\partial \varrho}{\partial h}\right|_{p_0} = \frac{\gamma_\kappa - 1}{\gamma_\kappa} \frac{p_0}{p_0 + \pi_\kappa} \qquad \text{independent on } h$$

$$\Downarrow$$

$$\varrho_\kappa(h, p_0) = \frac{p_0/\beta_\kappa(p_0)}{h - \hat{q}_\kappa(p_0)}, \qquad \hat{q}_\kappa(p_0) \stackrel{\text{def}}{=} q_\kappa - \frac{p_0}{\beta_\kappa(p_0)} b_\kappa$$

Pure phase EoS: Noble Able Stiffened Gas law

$$\frac{1}{\varrho_\kappa}(h, p_0) = \frac{\gamma_\kappa - 1}{\gamma_\kappa} \frac{h - q_\kappa}{p_0 + \pi_\kappa} + b_\kappa$$

- $\gamma_\kappa > 1$ adiabatic coefficient
- π_κ reference pressure
- q_κ binding energy
- b_κ covolume

$$\Downarrow$$

$$\beta_\kappa(p_0) = -\frac{p_0}{\varrho_\kappa^2(h, p_0)} \left.\frac{\partial \varrho}{\partial h}\right|_{p_0} = \frac{\gamma_\kappa - 1}{\gamma_\kappa} \frac{p_0}{p_0 + \pi_\kappa}$$ independent on h

$$\Downarrow$$

$$\varrho_\kappa(h, p_0) = \frac{p_0/\beta_\kappa(p_0)}{h - \hat{q}_\kappa(p_0)}, \qquad \hat{q}_\kappa(p_0) \stackrel{\text{def}}{=} q_\kappa - \frac{p_0}{\beta_\kappa(p_0)} b_\kappa$$

Pure phase EoS: Noble Able Stiffened Gas law

$$\frac{1}{\varrho_\kappa}(h, p_0) = \frac{\gamma_\kappa - 1}{\gamma_\kappa} \frac{h - q_\kappa}{p_0 + \pi_\kappa} + b_\kappa$$

- $\gamma_\kappa > 1$ adiabatic coefficient
- π_κ reference pressure
- q_κ binding energy
- b_κ covolume

$$\Downarrow$$

$$\beta_\kappa(p_0) = -\frac{p_0}{\varrho_\kappa^2(h, p_0)} \left.\frac{\partial \varrho}{\partial h}\right|_{p_0} = \frac{\gamma_\kappa - 1}{\gamma_\kappa} \frac{p_0}{p_0 + \pi_\kappa}$$ independent on h

$$\Downarrow$$

$$\varrho_\kappa(h, p_0) = \frac{p_0/\beta_\kappa(p_0)}{h - \hat{q}_\kappa(p_0)}, \qquad \hat{q}_\kappa(p_0) \stackrel{\text{def}}{=} q_\kappa - \frac{p_0}{\beta_\kappa(p_0)} b_\kappa$$

Diphasic Noble Able Stiffened Gas EOS

$$\varrho(h, p_0) = \frac{p_0/\beta(h, p_0)}{h - \hat{q}(h, p_0)}$$

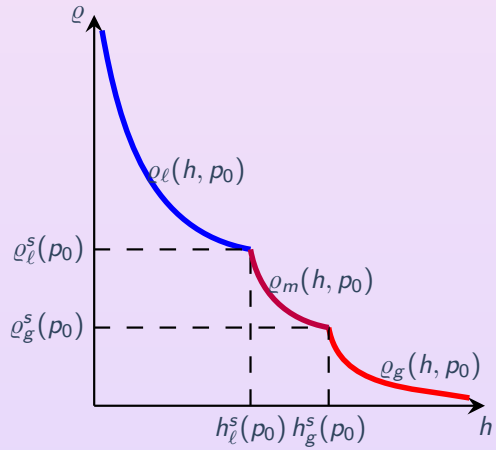

where

$$\hat{q}_\kappa(p_0) \stackrel{\text{def}}{=} q_\kappa - \frac{p_0}{\beta_\kappa(p_0)} b_\kappa$$

$$[\beta, q, b](h, p_0) = \begin{cases} [\beta, q, b]_\ell, & \text{if } h \le h_\ell^s(p_0), \\ [\beta, q, 0]_m & \text{if } h_\ell^s(p_0) < h < h_g^s(p_0), \\ [\beta, q, b]_g, & \text{if } h \ge h_g^s(p_0), \end{cases}$$

Section 4

Theoretical results: 1D-model

- Steady state solution
- Analytical solutions with NASG

The LMNC model

$$p_0(t) = 155\,\text{bar}\ \forall t$$
$$\lambda = 0\,\text{W}\cdot\text{m}^{-1}\cdot\text{K}^{-1}$$

1D

$$\begin{cases} \partial_y v = \dfrac{\beta(h)}{p_0}\Phi \\ \partial_t h + v\partial_y h = \dfrac{\Phi}{\varrho(h)} \\ \partial_t(\varrho(h)v) + \partial_y(\varrho v^2 + \bar{p}) - \partial_y(\mu\partial_y v) = -g\varrho(h) \end{cases}$$

Section 4

Theoretical results: 1D-model

- Steady state solution
- Analytical solutions with NASG

Steady state solution

$$(h_e^\infty, D_e^\infty > 0, \Phi^\infty(y)) \stackrel{\text{def}}{=} \lim_{t\to+\infty} (h_e(t), D_e(t), \Phi(t,y))$$

1. **Enthalpy**
   Using $\partial_y(\varrho^\infty v^\infty) = 0$ we have $\partial_y h^\infty = \frac{\Phi^\infty}{D_e^\infty}$.

$$h^\infty(y) = h_e^\infty + \frac{\Psi(y)}{D_e^\infty}, \qquad \Psi(y) \stackrel{\text{def}}{=} \int_0^y \Phi^\infty(z)\,\mathrm{d}z$$

2. **Velocity**

$$v^\infty(y) = \frac{D_e^\infty}{\varrho(h^\infty(y))}$$

3. **Dynamic pressure**
   Direct integration of $\partial_y \bar{p} = \partial_y(\mu \partial_y v) - \partial_y(\varrho v^2) - \varrho g$.

Section 4

Theoretical results: 1D-model

- Steady state solution
- Analytical solutions with NASG

Single phase

- **Velocity**
- **Enthalpy**

Single phase

Velocity

Direct integration of $\partial_y v = \frac{\bar{\beta}}{p_0}\Phi$.

$$v(t,y) = v_e(t) + \frac{\bar{\beta}}{p_0}\Psi(t,y), \qquad \Psi(t,y) \overset{\text{def}}{=} \int_0^y \Phi(t,z)\,\mathrm{d}z$$

Enthalpy

Single phase

- **Velocity**
- **Enthalpy**

  Method of characteristics on $\partial_t h + v\partial_y h = \frac{\Phi}{\varrho(h)} = \Phi\left[\frac{\bar{\beta}}{p_0}(h - \hat{q})\right]$.

Single phase

- **Velocity**
- **Enthalpy**

Method of characteristics on $\partial_t h + v\partial_y h = \frac{\Phi}{\varrho(h)} = \Phi\left[\frac{\bar\beta}{p_0}(h-\hat q)\right]$.

Example: if Φ and v_e are constant, let $\hat\Phi \overset{\text{def}}{=} \frac{\bar\beta\Phi}{p_0}$ then

$$h(t,y) = \begin{cases} \hat q + (h_{\text{init}}(\xi_{t,y}) - \hat q)\, e^{\hat\Phi t} & \text{if } \xi_{t,y} \geq 0, \\ h_e(t^*_{t,y}) + \frac{\Phi}{D_e(t^*_{t,y})} y & \text{if } \xi_{t,y} < 0. \end{cases}$$

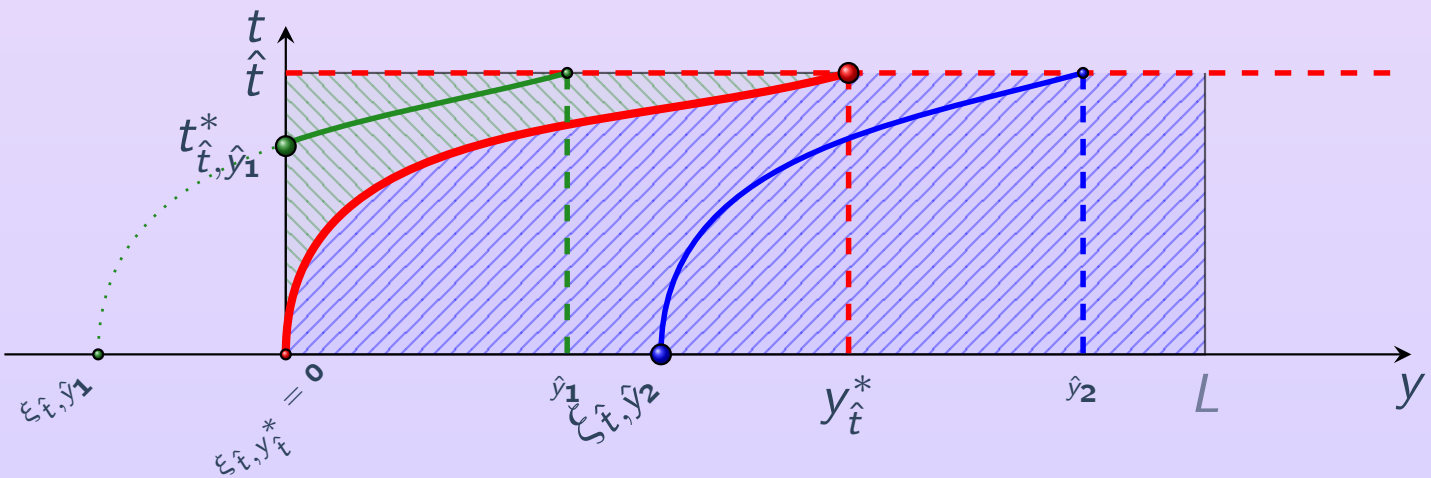

Single phase

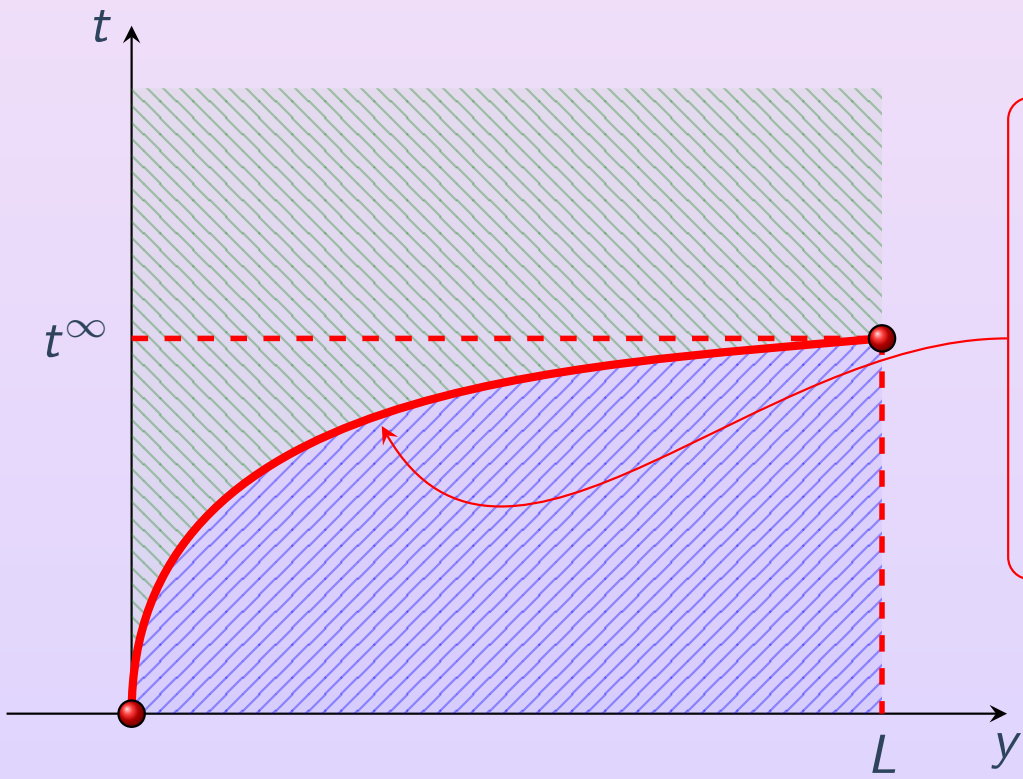

Characteristic $t = t(y)$:

$$y = \chi_{t^\infty,L}(t) = y^*_t$$

$$\Longrightarrow \begin{cases} \xi_{t^\infty,L} = 0 \\ t^*_{t^\infty,L} = 0 \\ y^*_{t^\infty} = L \\ y^*_0 = 0 \end{cases}$$

NASG two phases with phase transition

Φ, v_e, h_e, h_0: constant; IC and BC: liquid phase.

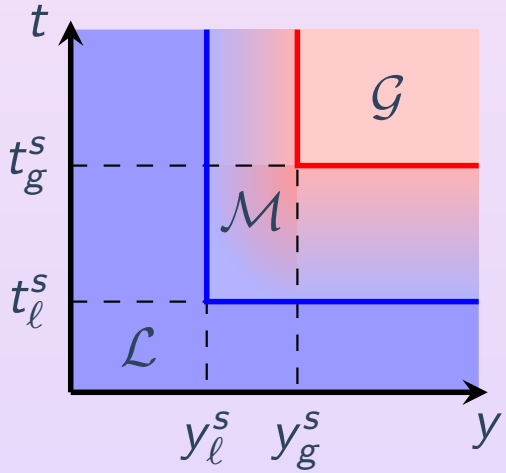

$$y_\ell^s = \frac{D_e}{\Phi}(h_\ell^s - h_e)$$
$$y_g^s = \frac{D_e}{\Phi}(h_g^s - h_e)$$
$$t_\ell^s = \frac{1}{\hat{\Phi}_\ell} \ln\left(\frac{h_\ell^s - \hat{q}_\ell}{h_0 - \hat{q}_\ell}\right)$$
$$t_g^s = t_\ell^s + \frac{1}{\hat{\Phi}_m} \ln\left(\frac{h_g^s - \hat{q}_m}{h_\ell^s - \hat{q}_m}\right)$$

- **Velocity**
- **Enthalpy**

NASG two phases with phase transition

Φ, v_e, h_e, h_0: constant; IC and BC: liquid phase.

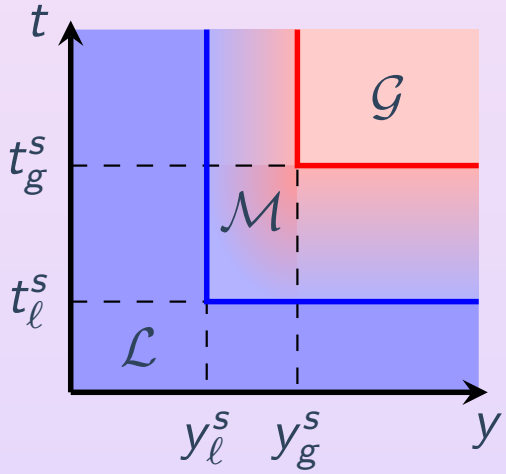

$$y_\ell^s = \frac{D_e}{\Phi}(h_\ell^s - h_e)$$
$$y_g^s = \frac{D_e}{\Phi}(h_g^s - h_e)$$
$$t_\ell^s = \frac{1}{\hat{\Phi}_\ell} \ln\left(\frac{h_\ell^s - \hat{q}_\ell}{h_0 - \hat{q}_\ell}\right)$$
$$t_g^s = t_\ell^s + \frac{1}{\hat{\Phi}_m} \ln\left(\frac{h_g^s - \hat{q}_m}{h_\ell^s - \hat{q}_m}\right)$$

▼ **Velocity**: direct integration of $\partial_y v = \frac{\beta(h)}{p_0}\Phi$.

$$v(t,y) = \begin{cases} v_e + y\hat{\Phi}_\ell & \text{if } (t,y) \in \mathcal{L}, \\ v_e + y_\ell^s\hat{\Phi}_\ell + (y - y_\ell^s)\hat{\Phi}_m & \text{if } (t,y) \in \mathcal{M}, \\ v_e + y_\ell^s\hat{\Phi}_\ell + (y_g^s - y_\ell^s)\hat{\Phi}_m + (y - y_g^s)\hat{\Phi}_g & \text{if } (t,y) \in \mathcal{G}, \end{cases}$$

► **Enthalpy**

NASG two phases with phase transition

Φ, v_e, h_e, h_0: constant; IC and BC: liquid phase.

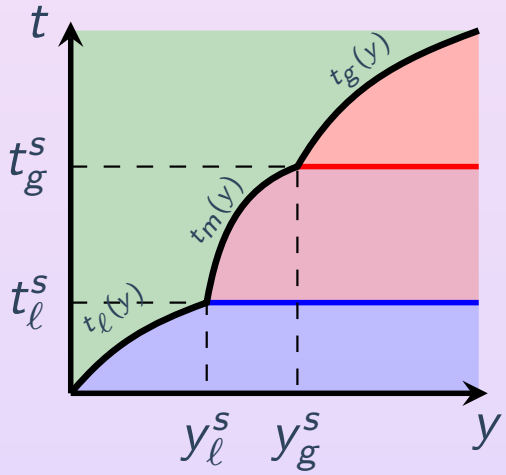

$$y_\ell^s = \frac{D_e}{\Phi}(h_\ell^s - h_e)$$
$$y_g^s = \frac{D_e}{\Phi}(h_g^s - h_e)$$
$$t_\ell^s = \frac{1}{\hat{\Phi}_\ell} \ln\left(\frac{h_\ell^s - \hat{q}_\ell}{h_0 - \hat{q}_\ell}\right)$$
$$t_g^s = t_\ell^s + \frac{1}{\hat{\Phi}_m} \ln\left(\frac{h_g^s - \hat{q}_m}{h_\ell^s - \hat{q}_m}\right)$$

- **Velocity**
- **Enthalpy**: method of characteristics on $\partial_t h + v\partial_y h = \frac{\beta(h)\Phi}{p_0}(h - \hat{q}(h))$.

$$h(t,y) = \begin{cases} q_\ell + (h_0 - \hat{q}_\ell)e^{\hat{\Phi}_\ell t} & \text{if } (t,y) \in \mathcal{L} \text{ and } t < t_\ell(y), \\ q_m + (h_\ell^s - \hat{q}_m)e^{\hat{\Phi}_m(t - t_\ell^s)} & \text{if } (t,y) \in \mathcal{M} \text{ and } t < t_m(y), \\ q_g + (h_g^s - \hat{q}_g)e^{\hat{\Phi}_g(t - t_g^s)} & \text{if } (t,y) \in \mathcal{G} \text{ and } t < t_g(y), \\ h_e + \frac{\Phi}{D_e} y & \text{otherwise.} \end{cases}$$

Section 5

Numerical schemes

- 1D Numerical schemes
- 2D Numerical scheme
- 3D Numerical scheme

Section 5

Numerical schemes

- 1D Numerical schemes
- 2D Numerical scheme
- 3D Numerical scheme

MOC-scheme

- **Enthalpy**
- **Velocity**

MOC-scheme

- **Enthalpy** - key idea:

$$\partial_t h(t^{n+1}, y_i) + v(t^{n+1}, y_i)\partial_y h(t^{n+1}, y_i) = \frac{\Phi(t^{n+1}, y_i)}{\varrho(h(t^{n+1}, y_i))}$$

$$\Updownarrow$$

$$\frac{\mathrm{d}}{\mathrm{d}\tau}\tilde{h}_i^{n+1}(\tau) = \frac{\Phi\big(\tau, \chi(\tau; t^{n+1}, y_i)\big)}{\varrho(\tilde{h}_i^{n+1}(\tau))}$$

where $\bar{t} \in [t^n; t^{n+1}[$, $\tau \mapsto \tilde{h}_i^{n+1}(\tau) \overset{\text{def}}{=} h\big(\tau, \chi(\tau; t^{n+1}, y_i)\big)$ and χ is the characteristic flow defined as the solution of

$$\begin{cases} \dfrac{\mathrm{d}}{\mathrm{d}\tau}\chi(\tau; t^{n+1}, y_i) = v\left(\tau, \chi(\tau; t^{n+1}, y_i)\right), & \tau \leq t^{n+1}, \\ \chi(t^{n+1}; t^{n+1}, y_i) = y_i. \end{cases}$$

- **Velocity**

MOC-scheme

- **Enthalpy** - key idea:

$$\partial_t h(t^{n+1}, y_i) + v(t^{n+1}, y_i)\partial_y h(t^{n+1}, y_i) = \frac{\Phi(t^{n+1}, y_i)}{\varrho(h(t^{n+1}, y_i))}$$

$$\wr$$

$$h(t^{n+1}, y_i) - \tilde{h}_i^{n+1}(\bar{t}) = \int_{\bar{t}}^{t^{n+1}} \frac{\mathrm{d}}{\mathrm{d}\tau} \tilde{h}_i^{n+1}(\tau)\, \mathrm{d}\tau = \int_{\bar{t}}^{t^{n+1}} \frac{\Phi\big(\tau, \chi(\tau; t^{n+1}, y_i)\big)}{\varrho(\tilde{h}_i^{n+1}(\tau))}\, \mathrm{d}\tau$$

where $\bar{t} \in [t^n; t^{n+1}[$, $\tau \mapsto \tilde{h}_i^{n+1}(\tau) \overset{\text{def}}{=} h\big(\tau, \chi(\tau; t^{n+1}, y_i)\big)$ and χ is the characteristic flow defined as the solution of

$$\begin{cases} \dfrac{\mathrm{d}}{\mathrm{d}\tau}\chi(\tau; t^{n+1}, y_i) = v\left(\tau, \chi(\tau; t^{n+1}, y_i)\right), & \tau \le t^{n+1}, \\ \chi(t^{n+1}; t^{n+1}, y_i) = y_i. \end{cases}$$

- **Velocity**

MOC-scheme

▼ Enthalpy - scheme: let $\xi_i^n \approx \chi(t^n; t^{n+1}, y_i)$.

- If $\xi_i^n > 0$, let $\hat{h}_i^n \approx \tilde{h}_i^{n+1}(t^n)$ (at order 1 or higher) and then $\bar{t} = t^n$ and

$$h_i^{n+1} = \hat{h}_i^n + \Delta t \frac{\Phi(t^n, \xi_i^n)}{\varrho(\hat{h}_i^n)}$$

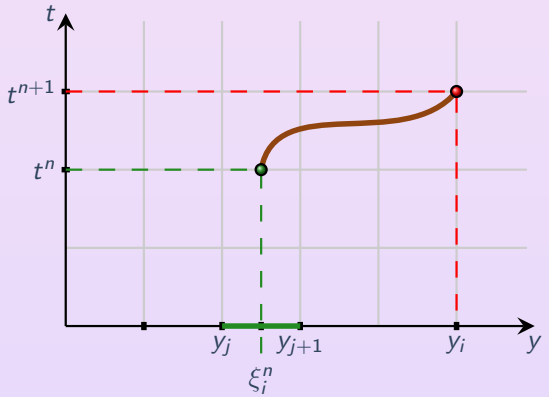

- If $\xi_i^n \leq 0$, let $t_i^* = t^{n+1} - y_i / v_i^n \approx \tau$ such that $\chi(\tau; t^{n+1}, y_i) = 0$ and then $\bar{t} = t_i^*$ and

$$h_i^{n+1} = h_e(t_i^*) + (t^{n+1} - t_i^*) \frac{\Phi(t^*, 0)}{\varrho(h_e(t_i^*))}$$

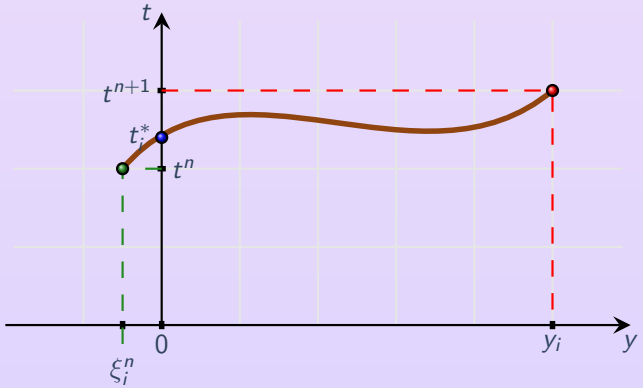

► Velocity

MOC-scheme

- **Enthalpy**
- **Velocity** : $\partial_y v = \frac{\beta(h)\Phi}{p_0}$

$$v_i^{n+1} = v_{i-1}^{n+1} + \frac{1}{p_0}\int_{y_{i-1}}^{y_i} \beta(h(t^{n+1},z))\Phi(t^{n+1},z)\,\mathrm{d}z$$
$$\approx v_{i-1}^{n+1} + \frac{\Delta y}{p_0}\beta(h_{i-1}^{n+1})\Phi(t^{n+1},y_{i-1}).$$

β is discontinuous at phase change points, so that if $h_\kappa^s \in (h_{i-1}^{n+1}, h_i^{n+1})$, let $y^* = y_{i-1} + \Delta y \frac{h_\kappa^s - h_{i-1}^{n+1}}{h_i^{n+1} - h_{i-1}^{n+1}}$ and then

$$\int_{y_{i-1}}^{y_i} \beta(h(t^{n+1},z))\Phi(t^{n+1},z)\,\mathrm{d}z$$
$$\approx (y^* - y_{i-1})\beta(h_{i-1}^{n+1})\Phi(t^{n+1},y_{i-1})\,\mathrm{d}y + (y_i - y^*)\beta(h_i^{n+1})\Phi(t^{n+1},y_i)\,\mathrm{d}y$$

INTMOC-scheme (NASG)

- **Enthalpy** - key idea:

$$\frac{\frac{\mathrm{d}}{\mathrm{d}\tau}\tilde{h}_i^{n+1}(\tau)}{\beta(\tilde{h}_i^{n+1}(\tau))\left(\tilde{h}_i^{n+1}(\tau)-\hat{q}(\tilde{h}_i^{n+1}(\tau))\right)} = \frac{\Phi\left(\tau,\chi(\tau;t^{n+1},y_i)\right)}{p_0}$$

$$\Updownarrow$$

$$\int_{\tilde{h}_i^{n+1}(\bar{t})}^{\tilde{h}_i^{n+1}(t^{n+1})} \frac{1}{\beta(h)(h-\hat{q}(h))}\,\mathrm{d}h = \frac{1}{p_0}\int_{\bar{t}}^{t^{n+1}} \Phi\left(\tau,\chi(\tau;t^{n+1},y_i)\right)\,\mathrm{d}\tau$$

so that

$$\tilde{h}_i^{n+1}(t^{n+1}) = R^{-1}\left(R(\tilde{h}_i^{n+1}(\bar{t})) + \frac{1}{p_0}\int_{\bar{t}}^{t^{n+1}} \Phi\left(\tau,\chi(\tau;t^{n+1},y_i)\right)d\tau\right)$$

where

$$R(h) \stackrel{\text{def}}{=} \int_0^{\tilde{h}} \frac{1}{\beta(h)(h-\hat{q}(h))}\,\mathrm{d}h$$

INTMOC-scheme (NASG)

Enthalpy - scheme: let $\xi_i^n \approx \chi(t^n; t^{n+1}, y_i)$.

- If $\xi_i^n > 0$, let $\hat{h}_i^n \approx \tilde{h}_i^{n+1}(t^n)$ (at order 1 or 2) and then $\bar{t} = t^n$ and

$$h_i^{n+1} = R^{-1}\left(R(\hat{h}_i^n) + \frac{\Delta t}{p_0}\frac{\Phi(t^n, \xi_i^n) + \Phi(t^{n+1}, y_j)}{2}\right)$$

- If $\xi_i^n \leq 0$, let $t_i^* = t^{n+1} - y_i/v_i^n \approx \tau$ such that $\chi(\tau; t^{n+1}, y_i) = 0$ and then $\bar{t} = t_i^*$ and

$$h_i^{n+1} = R^{-1}\left(R(h_e(t_i^*)) + \frac{t^{n+1} - t_i^*}{p_0}\frac{\Phi(t_i^*, 0) + \Phi(t^{n+1}, y_i)}{2}\right)$$

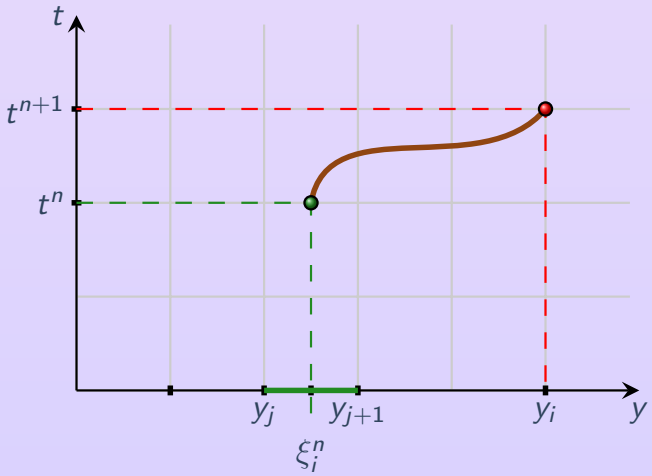

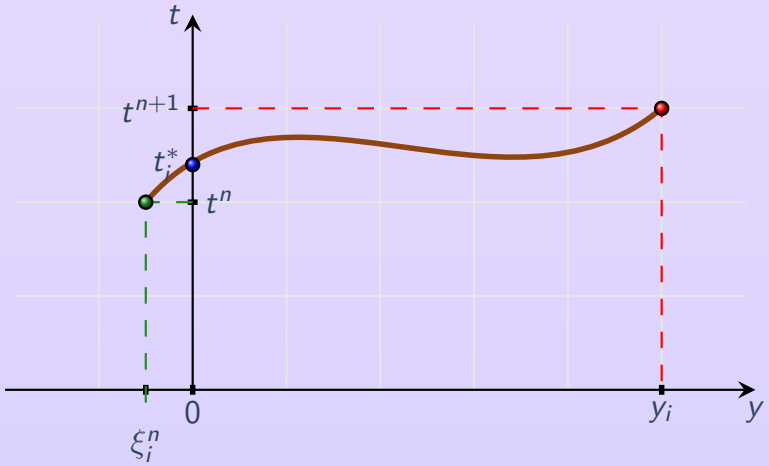

SG: MOC (order 1 or 2) vs INTMOC (order 1 or 2)

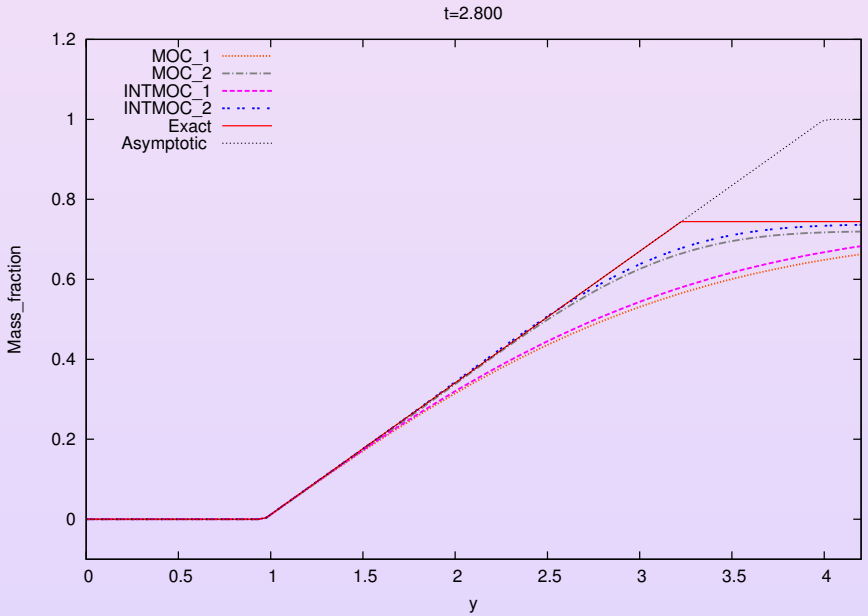

- Initially the domain is filled with liquid phase
- At $t = 1.769\,\mathrm{s}$ mixture appears for $y > y_\ell^s \simeq 0.964\,\mathrm{m}$
- At $t = 2.929\,\mathrm{s}$ pure vapor phase appears for $y > y_g^s \simeq 4.002\,\mathrm{m}$
- The asymptotic state is reached at $t = 2.957\,\mathrm{s}$

SG: MOC (order 1 or 2) vs INTMOC (order 1 or 2)

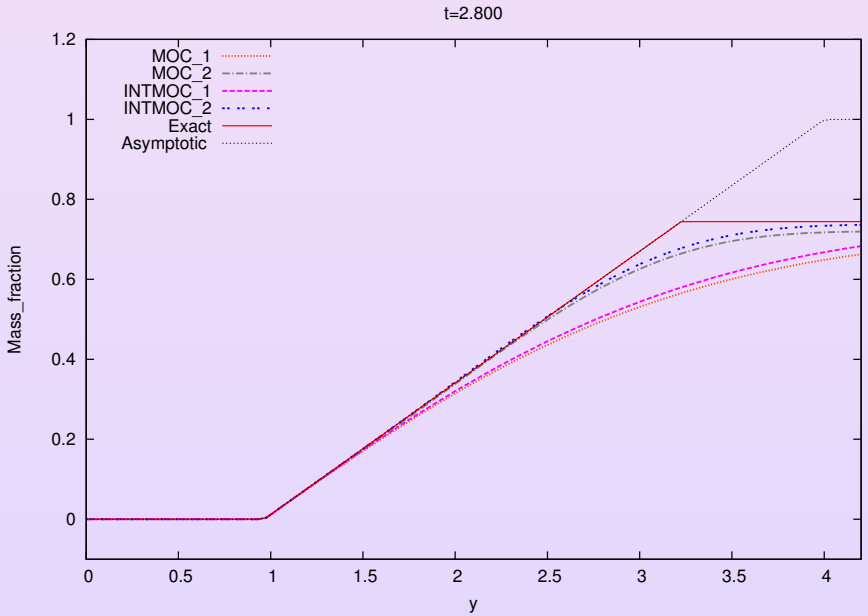

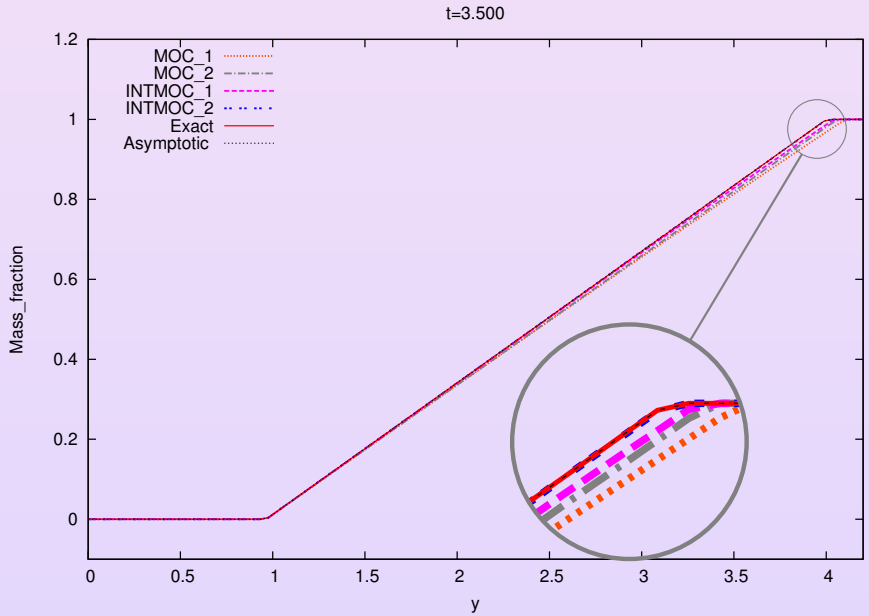

- Initially the domain is filled with liquid phase
- At $t = 1.769\,\mathrm{s}$ mixture appears for $y > y_\ell^s \simeq 0.964\,\mathrm{m}$
- At $t = 2.929\,\mathrm{s}$ pure vapor phase appears for $y > y_g^s \simeq 4.002\,\mathrm{m}$
- The asymptotic state is reached at $t = 2.957\,\mathrm{s}$

SG (INTMOC 2) vs TAB (MOC 2)

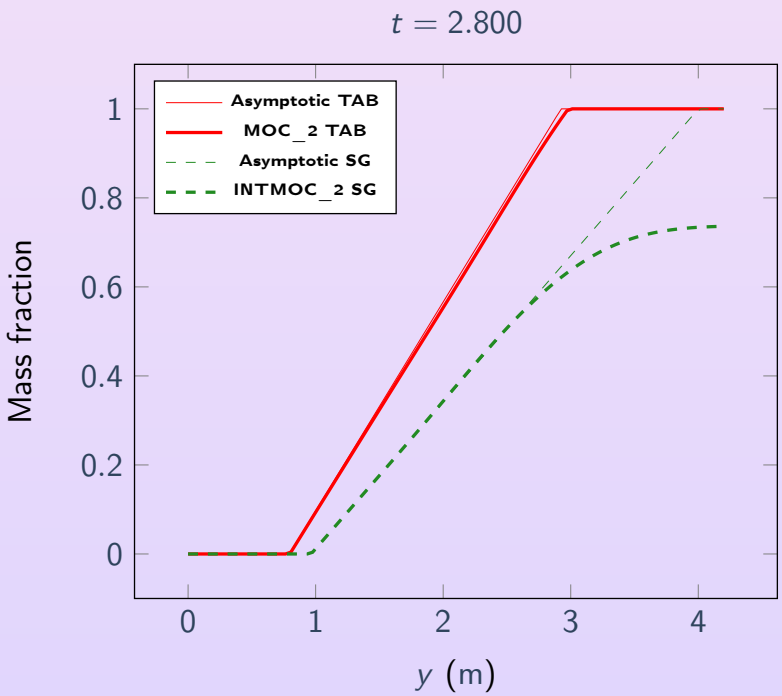

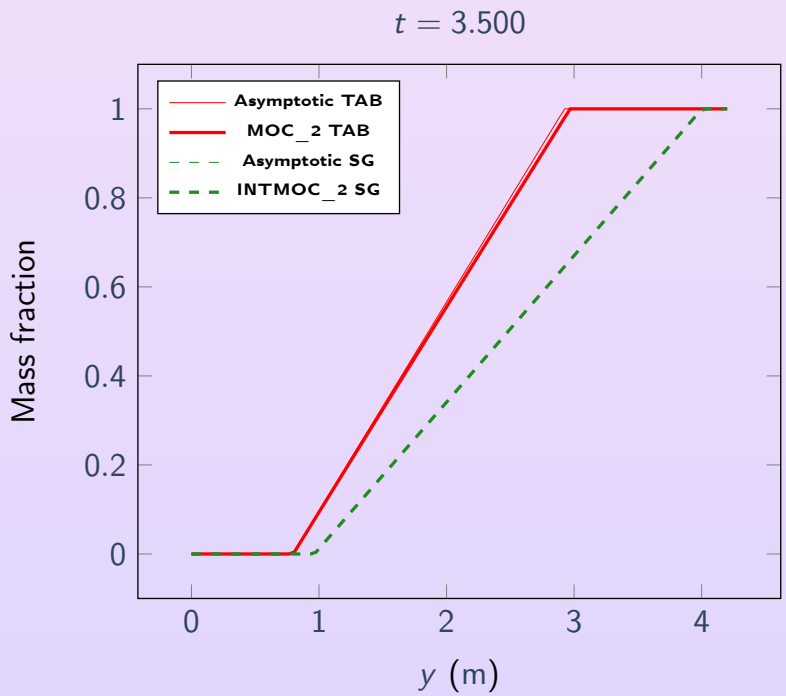

SG (INTMOC 2) vs TAB (MOC 2)

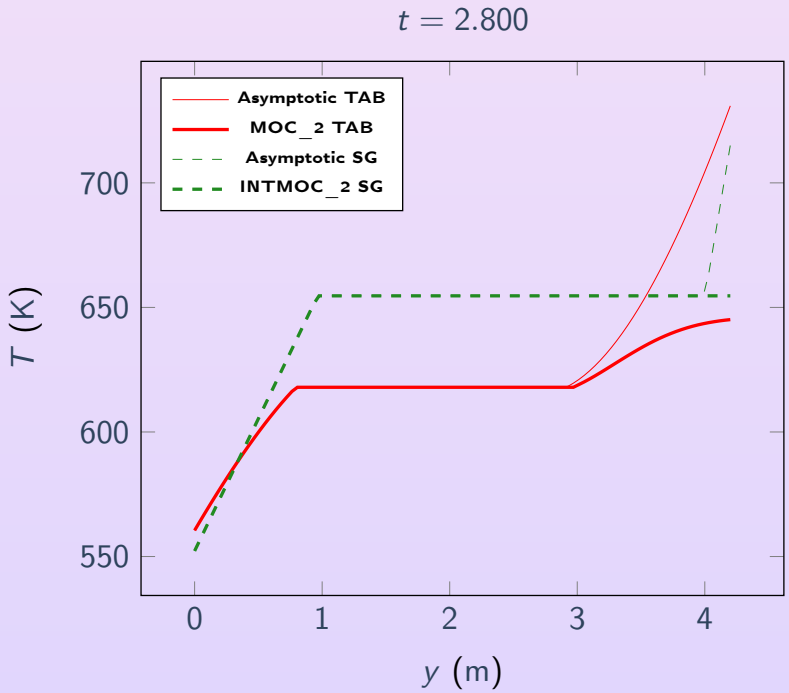

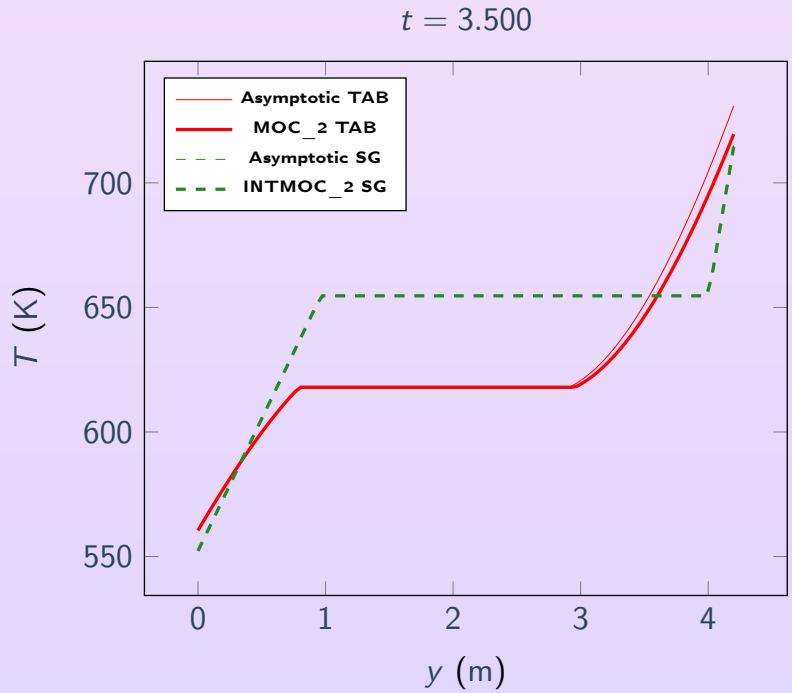

SG (INTMOC 2) vs TAB (MOC 2)

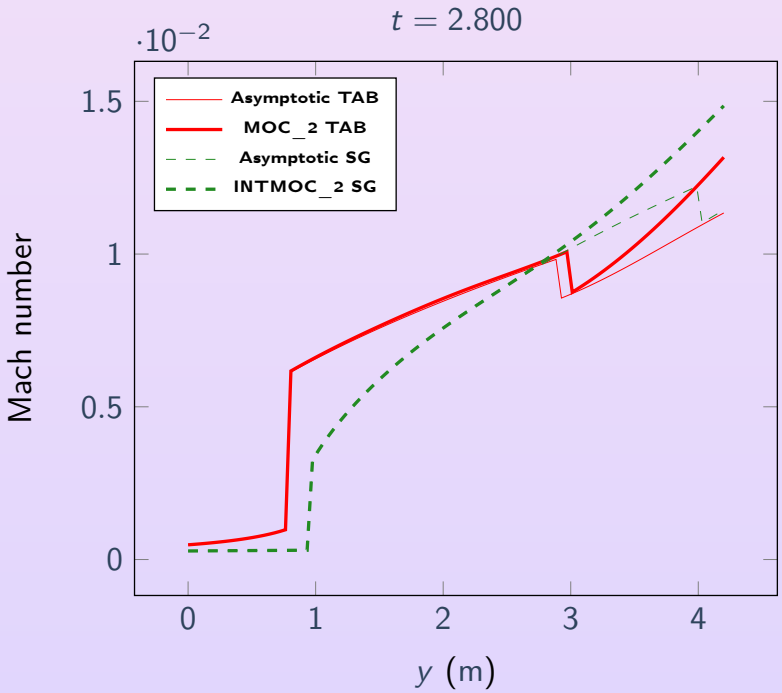

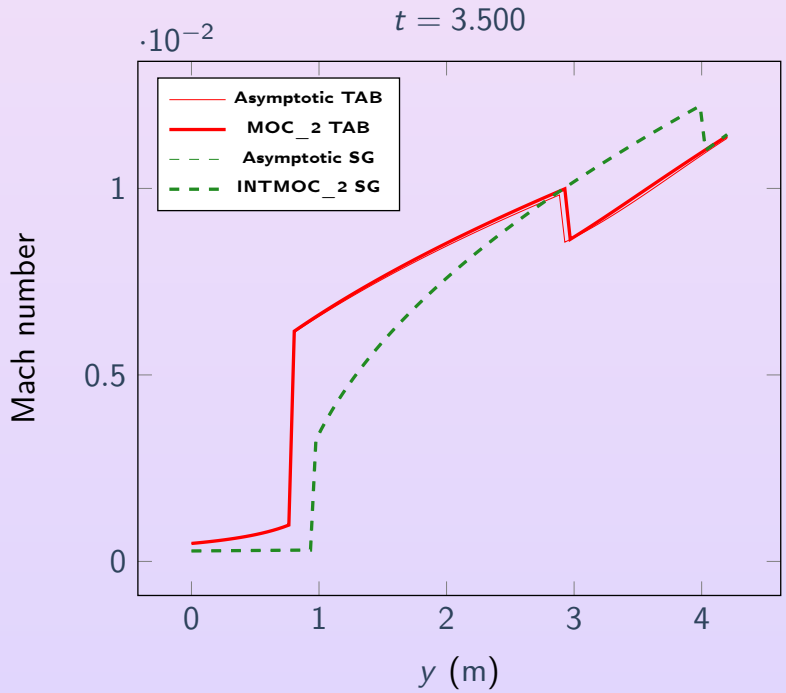

Loss of Flow Accident

$$v_e(t) = \begin{cases} \tilde{v} & \text{if } 0 \le t < t_1, \\ 2\%\tilde{v} & \text{if } t_1 \le t < t_3, \\ \tilde{v} & \text{if } t \ge t_3, \end{cases} \qquad \Phi(t) = \begin{cases} \Phi_0 & \text{if } 0 \le t < t_2, \\ 7\%\Phi_0 & \text{if } t \ge t_2. \end{cases}$$

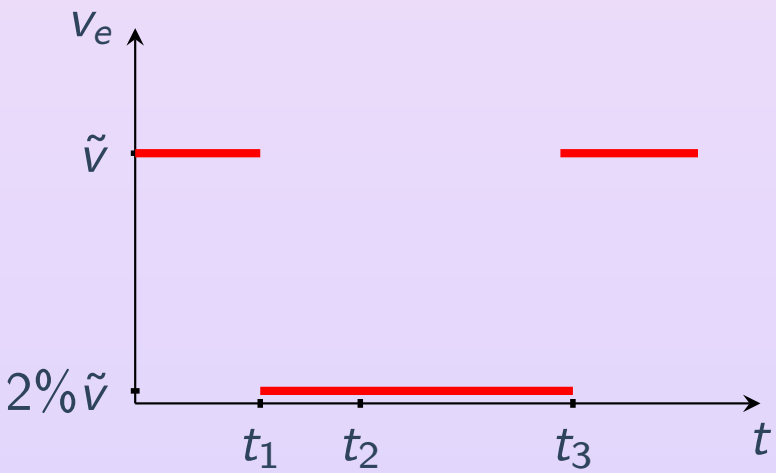

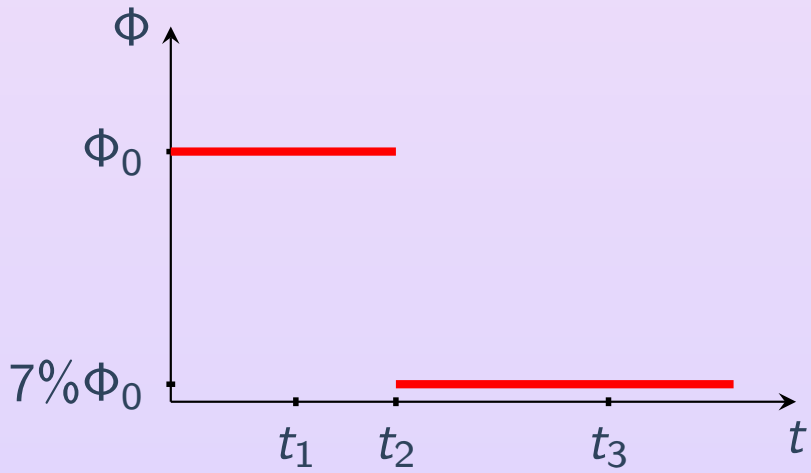

Coolant pump trip event

- pumps are stopped when $t = t_1$
- and re-started when $t = t_3$

Emergency stop

Control rods drop into the core when $t = t_2$

Loss of Flow Accident

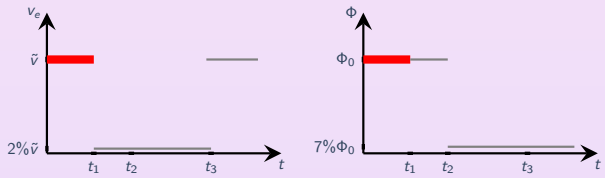

Initial data: $v_e(t) = \tilde{v}$ and $\Phi(t, y) = \Phi_0$.

Mass fraction

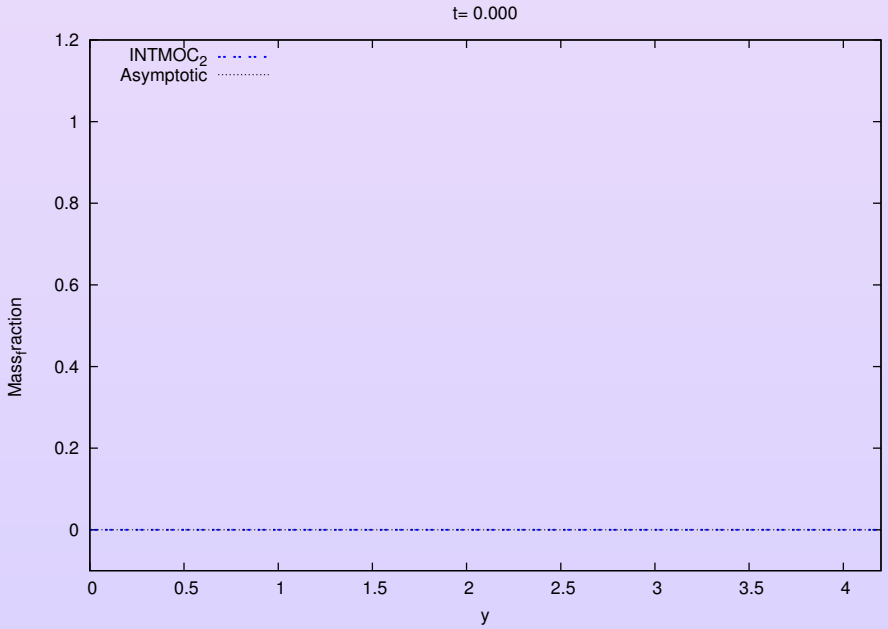

Temperature

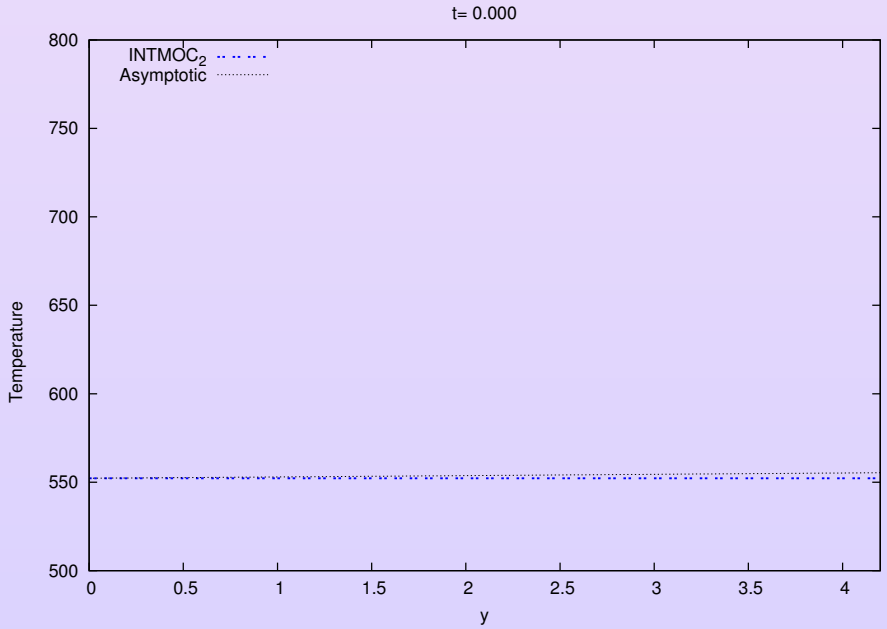

◂ Description ▸ $[t_0 - t_1]$ ▸ $[t_1 - t_2]$ ▸▸ $[t_2 - t_3]$ ▸▸ $t > t_3$ ▸▸ Fin

Loss of Flow Accident

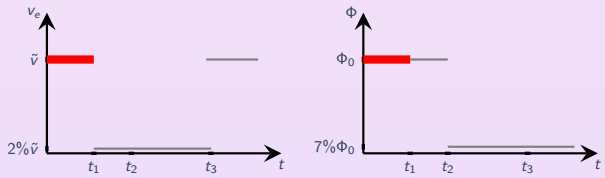

Initial data: $v_e(t) = \tilde{v}$ and $\Phi(t, y) = \Phi_0$.

Mass fraction

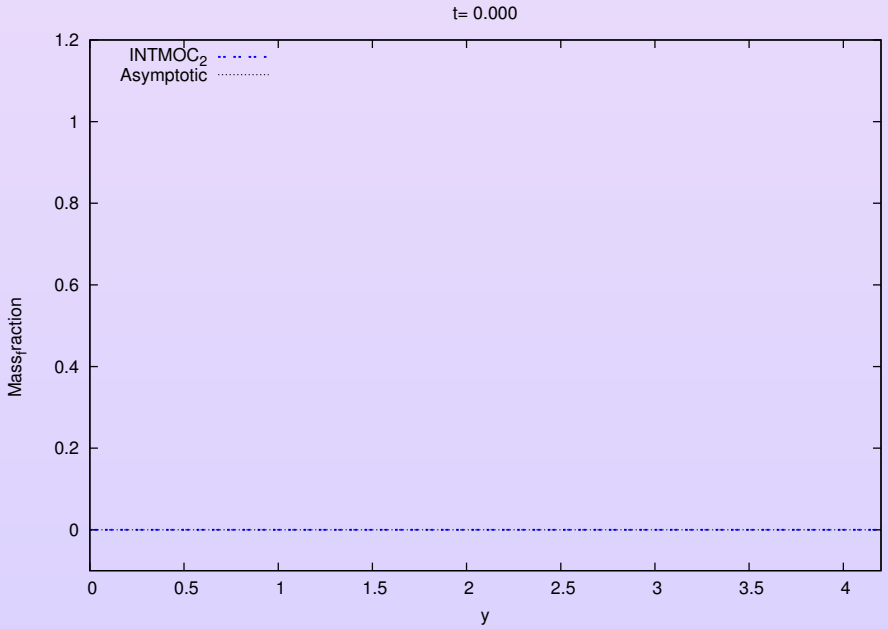

Temperature

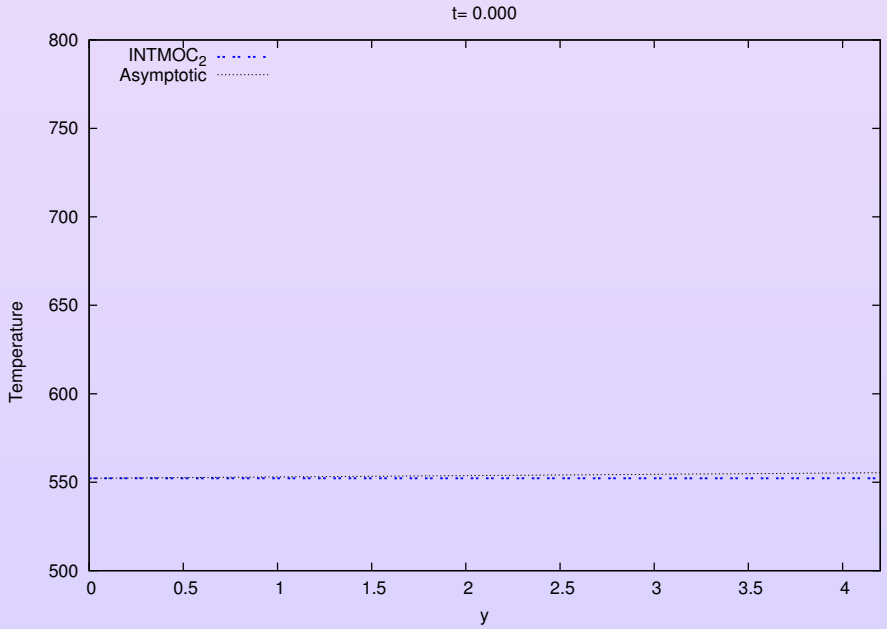

◂ Description ▸ $[t_0 - t_1]$ ▸ $[t_1 - t_2]$ ▸▸ $[t_2 - t_3]$ ▸▸ $t > t_3$ ▸▸ Fin

Loss of Flow Accident

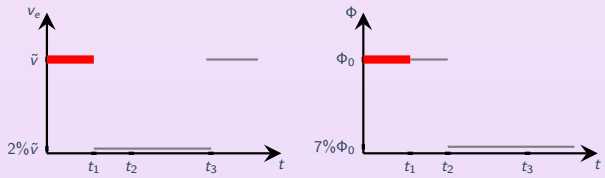

Initial data: $v_e(t) = \tilde{v}$ and $\Phi(t, y) = \Phi_0$.

Mass fraction

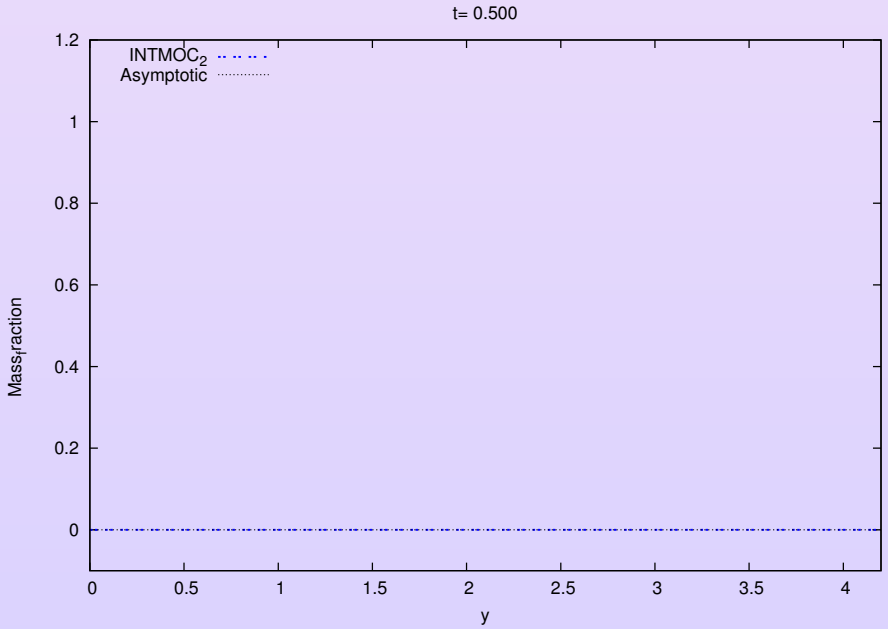

Temperature

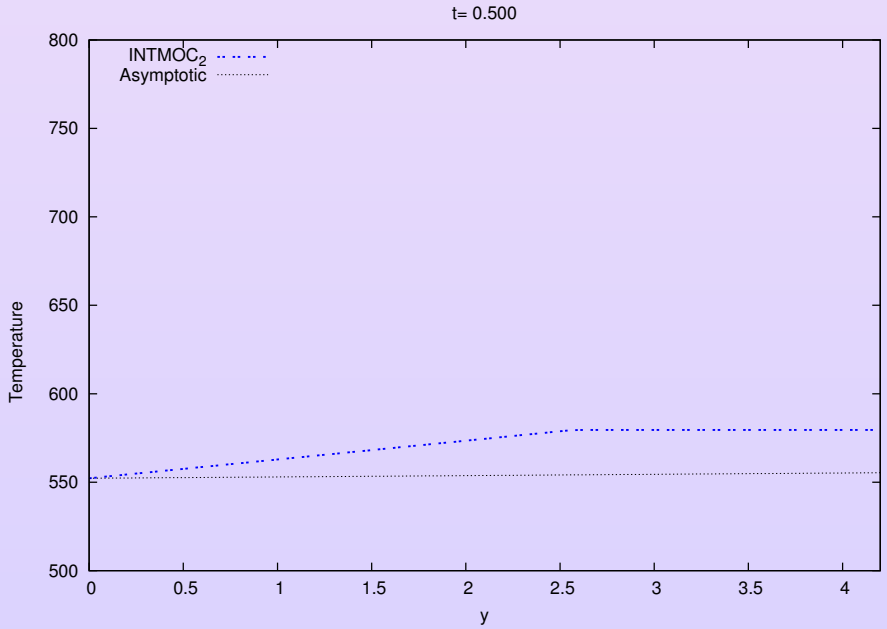

◂ Description ▸ $[t_0 - t_1]$ ▸ $[t_1 - t_2]$ ▸▸ $[t_2 - t_3]$ ▸▸ $t > t_3$ ▸▸ Fin

Loss of Flow Accident

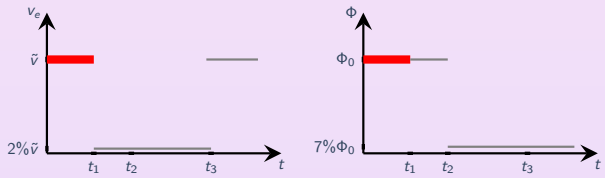

Initial data: $v_e(t) = \tilde{v}$ and $\Phi(t, y) = \Phi_0$.

Mass fraction

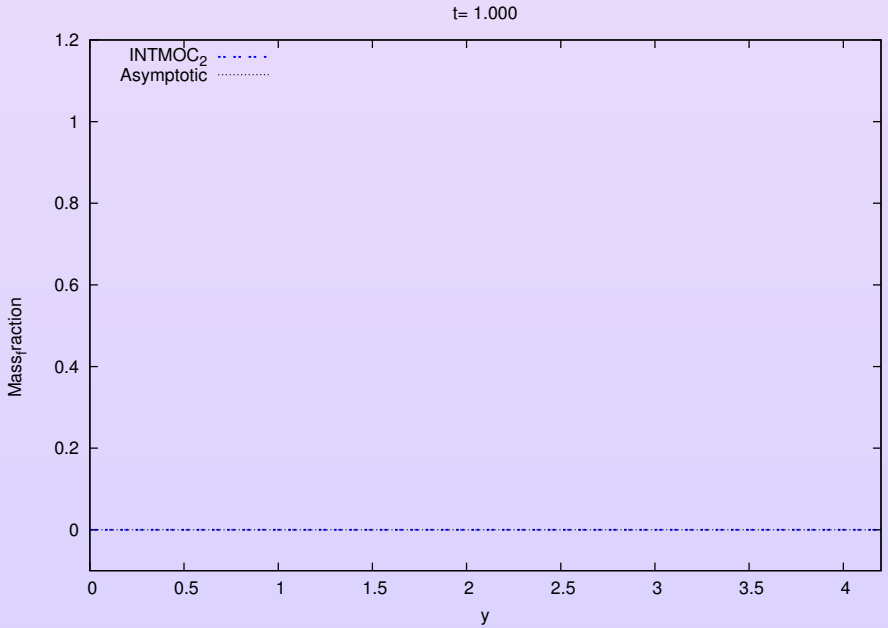

Temperature

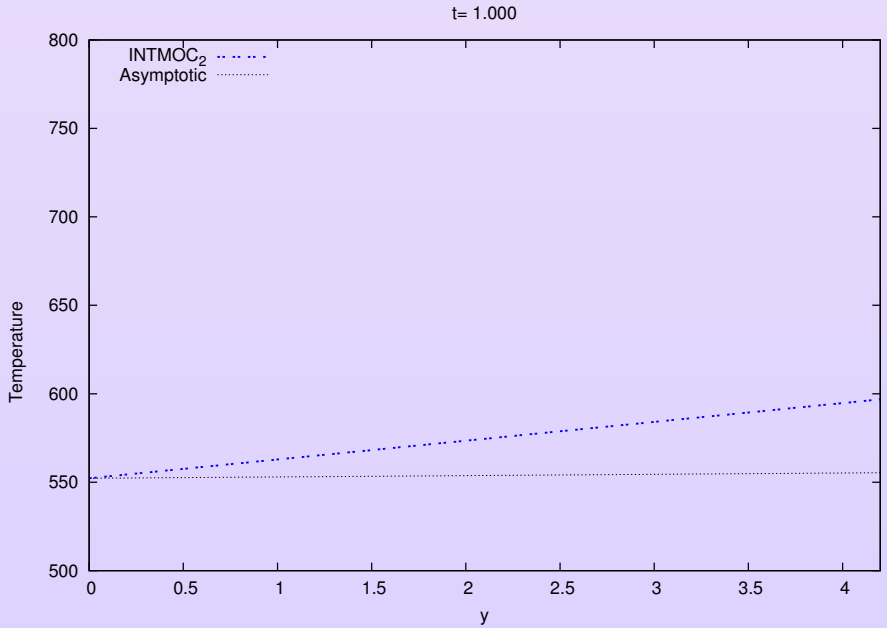

◂ Description ▸ $[t_0 - t_1]$ ▸ $[t_1 - t_2]$ ▸▸ $[t_2 - t_3]$ ▸▸ $t > t_3$ ▸▸ Fin

Loss of Flow Accident

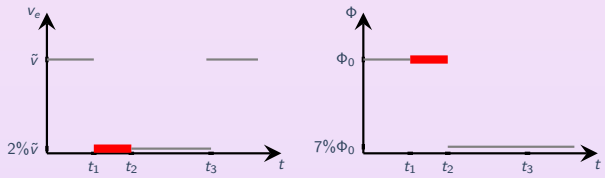

At t_1 most of the pumps stop $\Longrightarrow$ $v_e(t)$ $\searrow$.

Mass fraction

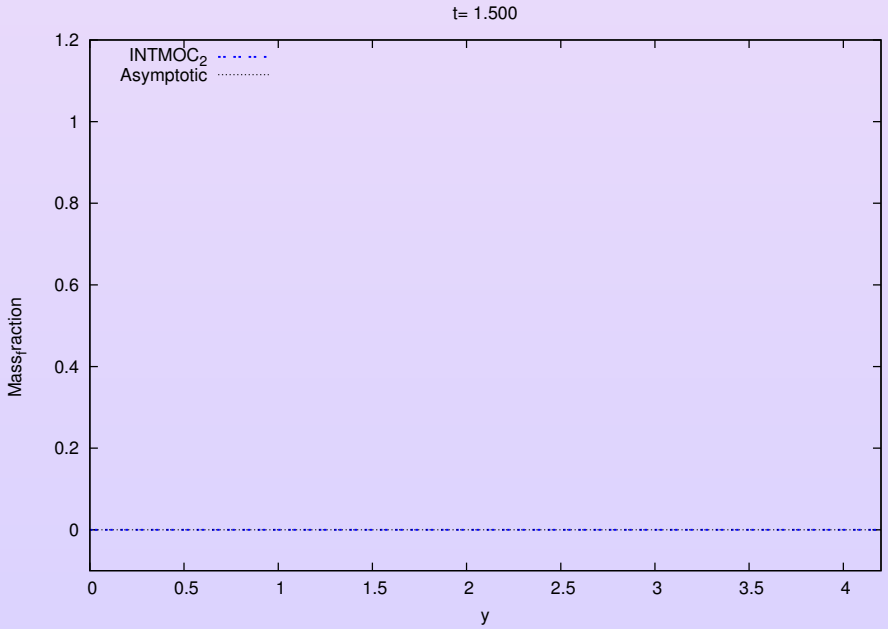

Temperature

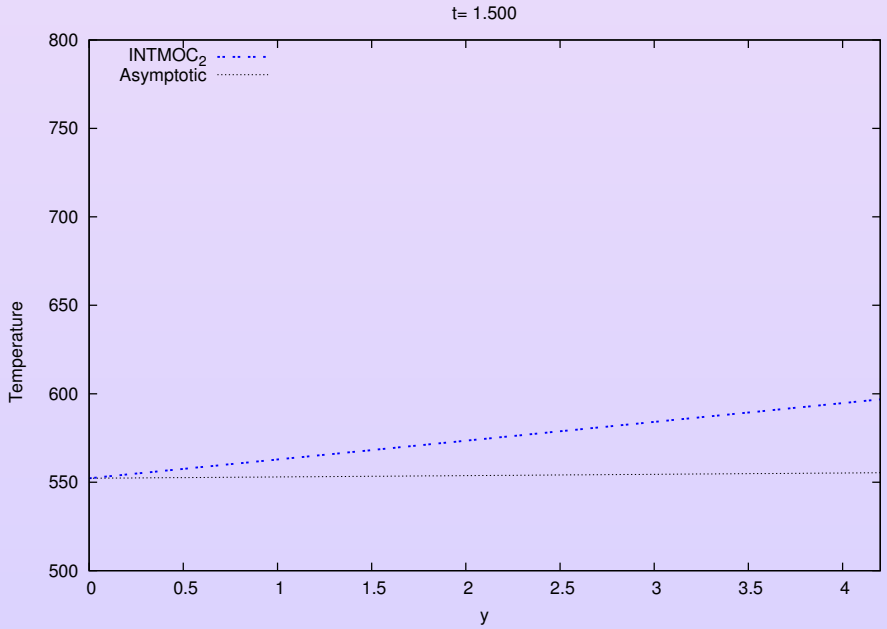

◂ Description ▸ $[t_0 - t_1]$ ▸ $[t_1 - t_2]$ ▸▸ $[t_2 - t_3]$ ▸▸ $t > t_3$ ▸▸ Fin

Loss of Flow Accident

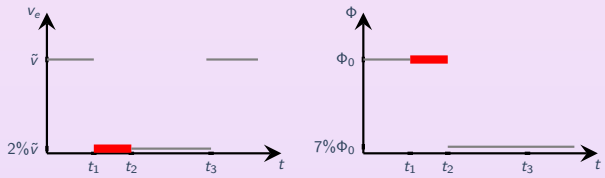

At t_1 most of the pumps stop $\Longrightarrow$ $v_e(t)$ $\searrow$.

Mass fraction

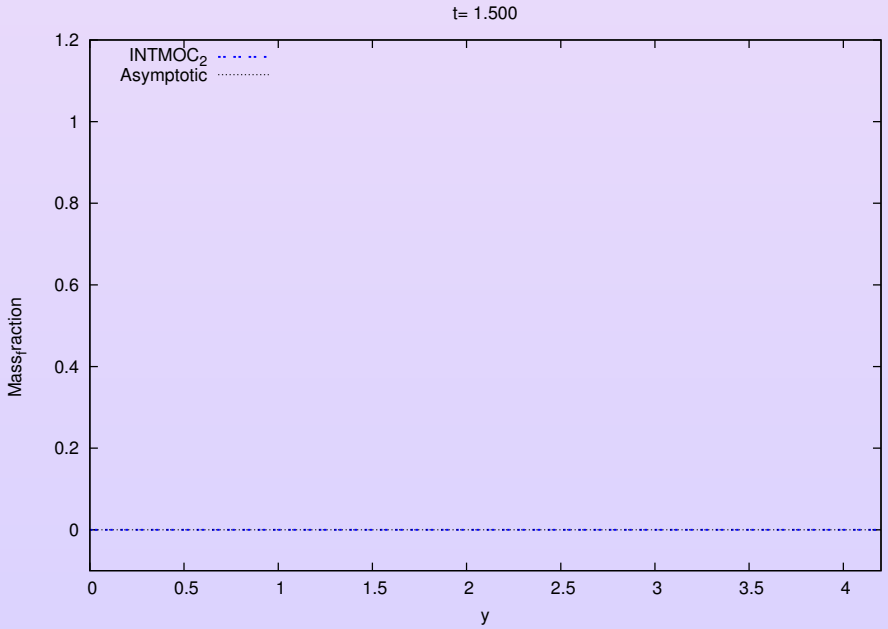

Temperature

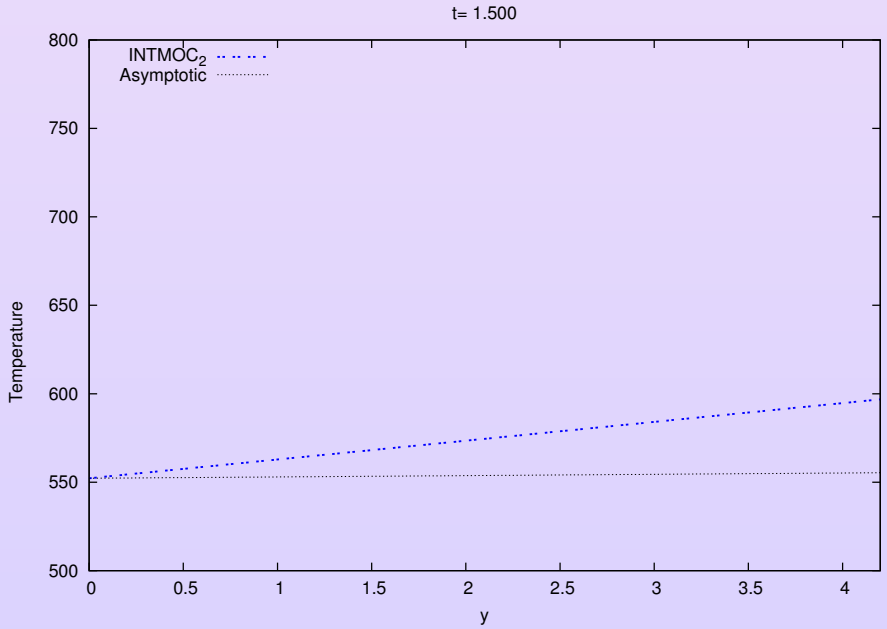

◂ Description ▸ $[t_0 - t_1]$ ▸ $[t_1 - t_2]$ ▸▸ $[t_2 - t_3]$ ▸▸ $t > t_3$ ▸▸ Fin

Loss of Flow Accident

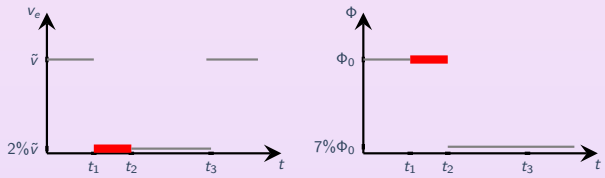

At t_1 most of the pumps stop $\Longrightarrow$ $v_e(t)$ $\searrow$.

Mass fraction

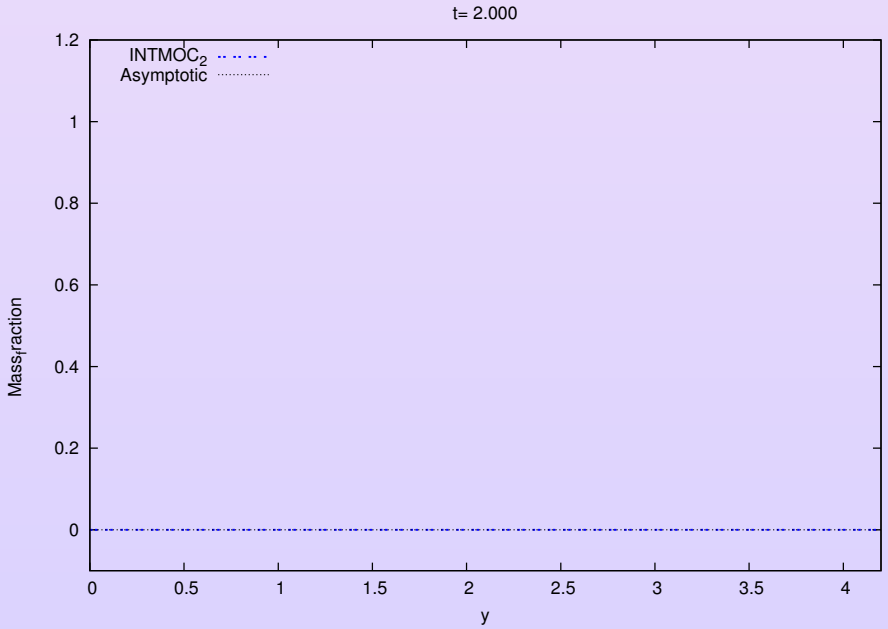

Temperature

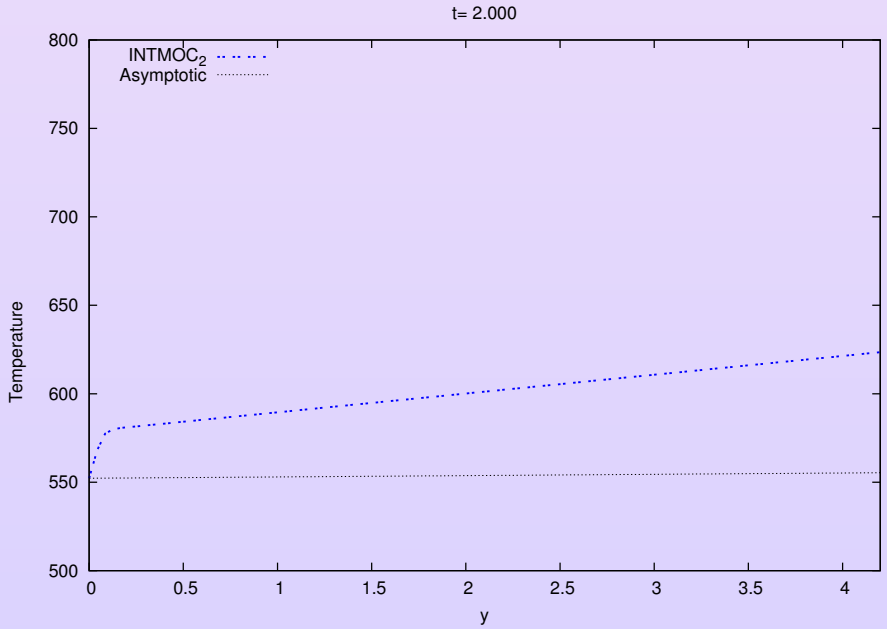

◂ Description ▸ $[t_0 - t_1]$ ▸ $[t_1 - t_2]$ ▸▸ $[t_2 - t_3]$ ▸▸ $t > t_3$ ▸▸ Fin

Loss of Flow Accident

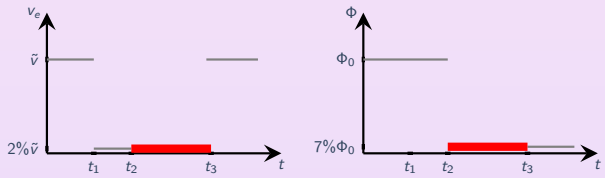

At t_2 the security system drops control rods into the core $\Longrightarrow \Phi(t) \searrow 7\%\Phi_0$.

Mass fraction

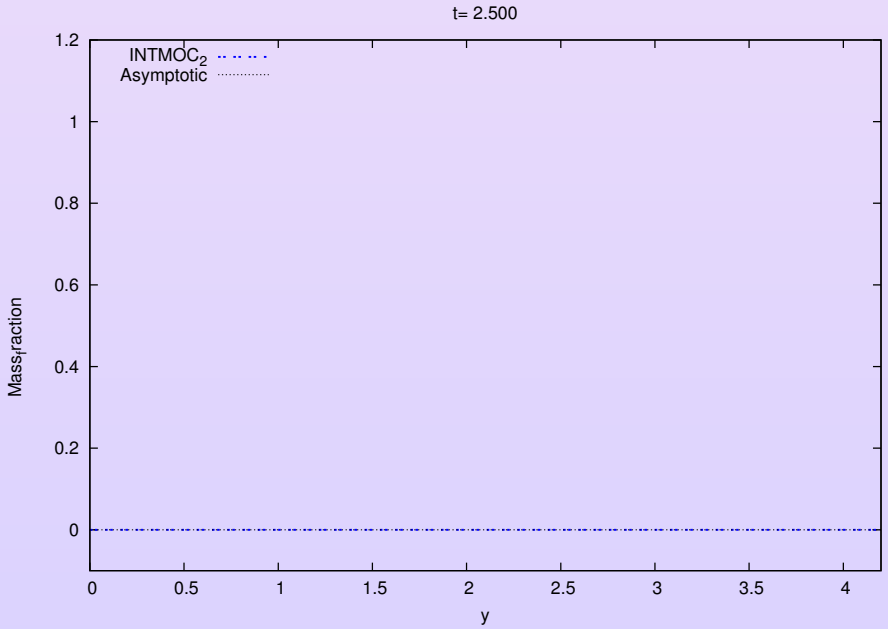

Temperature

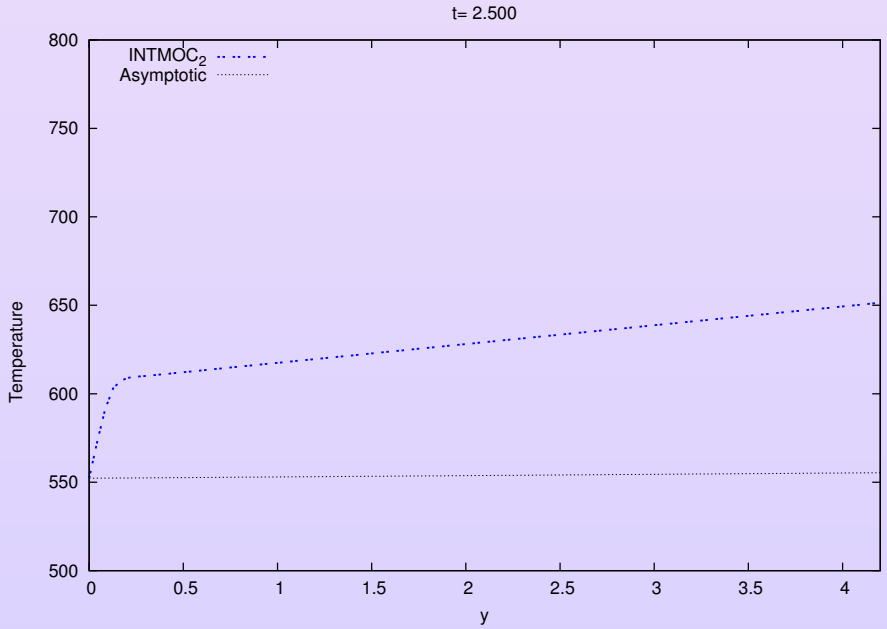

◂ Description ▸ $[t_0 - t_1]$ ▸ $[t_1 - t_2]$ ▸▸ $[t_2 - t_3]$ ▸▸ $t > t_3$ ▸▸ Fin

Loss of Flow Accident

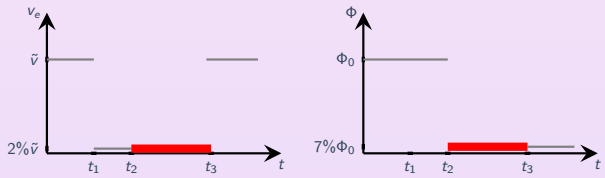

At t_2 the security system drops control rods into the core $\Longrightarrow \Phi(t) \searrow 7\%\Phi_0$.

Mass fraction

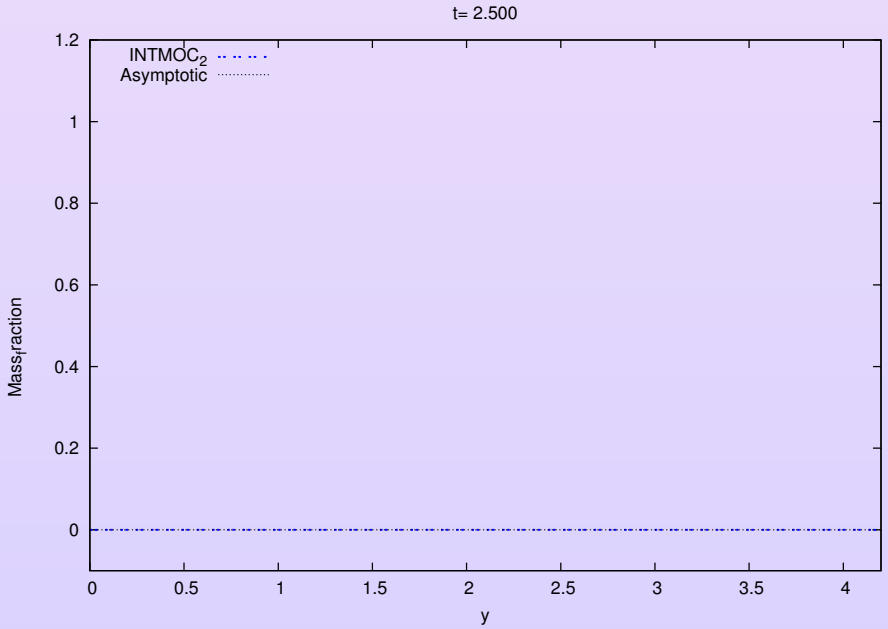

Temperature

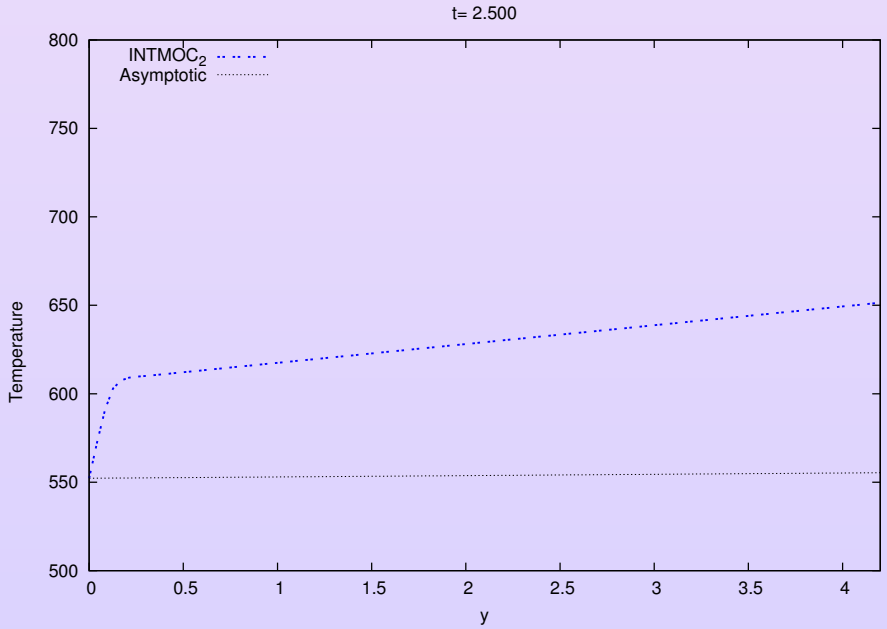

◂ Description ▸ $[t_0 - t_1]$ ▸ $[t_1 - t_2]$ ▸▸ $[t_2 - t_3]$ ▸▸ $t > t_3$ ▸▸ Fin

Loss of Flow Accident

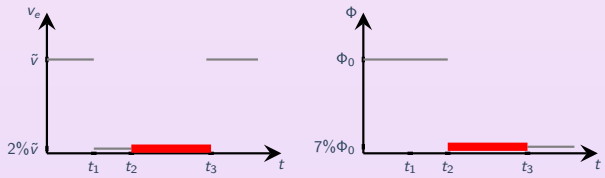

At t_2 the security system drops control rods into the core $\Longrightarrow \Phi(t) \searrow 7\%\Phi_0$.

Mass fraction

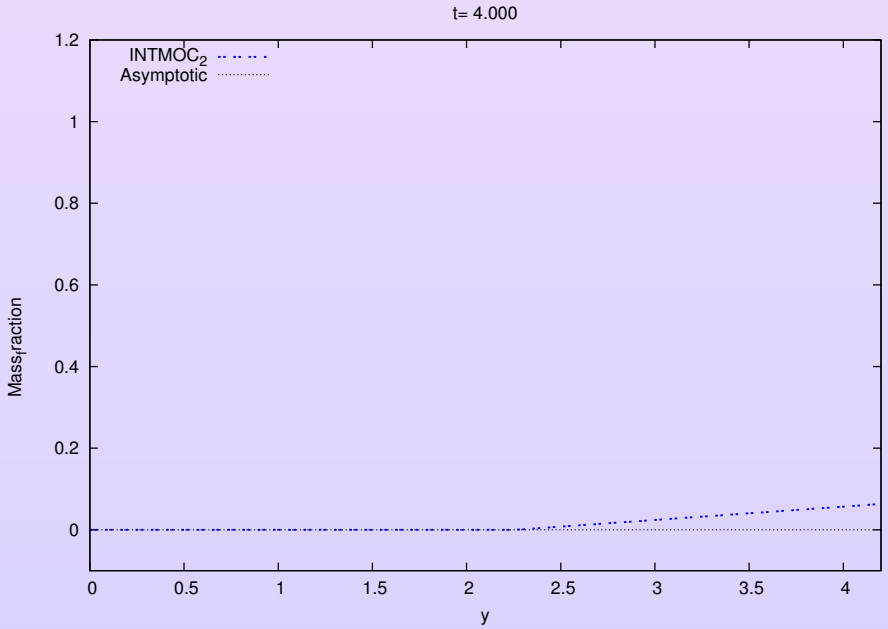

Temperature

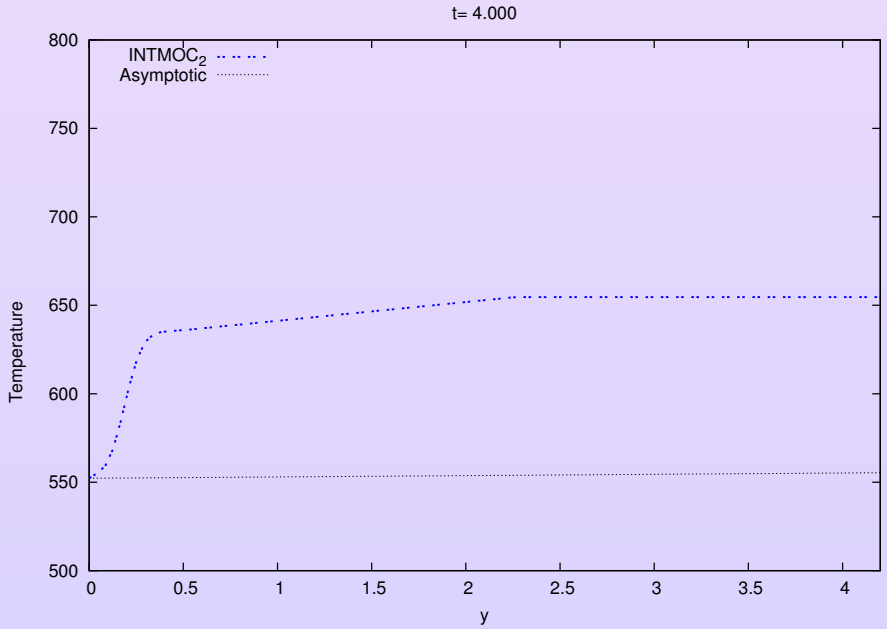

◂ Description ▸ $[t_0 - t_1]$ ▸ $[t_1 - t_2]$ ▸▸ $[t_2 - t_3]$ ▸▸ $t > t_3$ ▸▸ Fin

Loss of Flow Accident

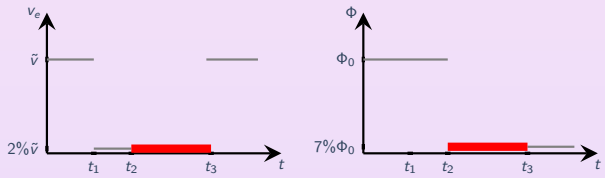

At t_2 the security system drops control rods into the core $\Longrightarrow \Phi(t) \searrow 7\%\Phi_0$.

Mass fraction

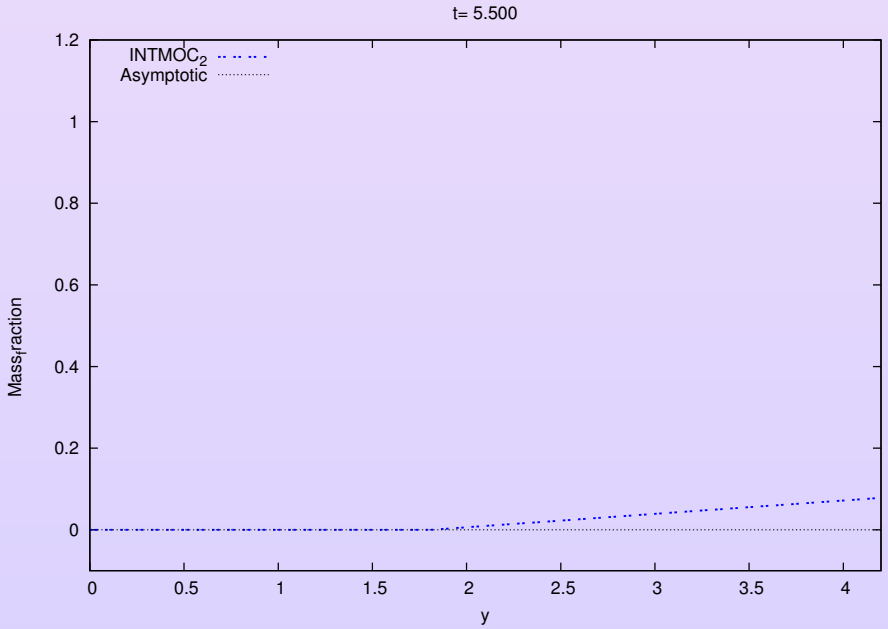

Temperature

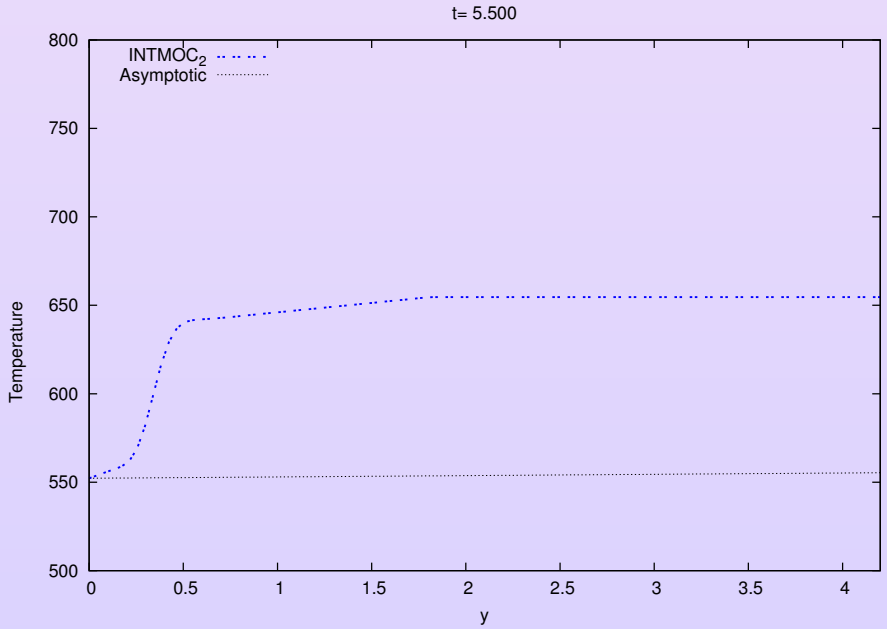

◂ Description ▸ $[t_0 - t_1]$ ▸ $[t_1 - t_2]$ ▸▸ $[t_2 - t_3]$ ▸▸ $t > t_3$ ▸▸ Fin

Loss of Flow Accident

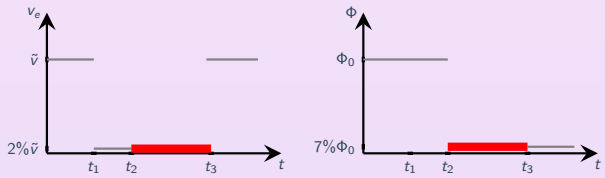

At t_2 the security system drops control rods into the core $\Longrightarrow \Phi(t) \searrow 7\%\Phi_0$.

Mass fraction

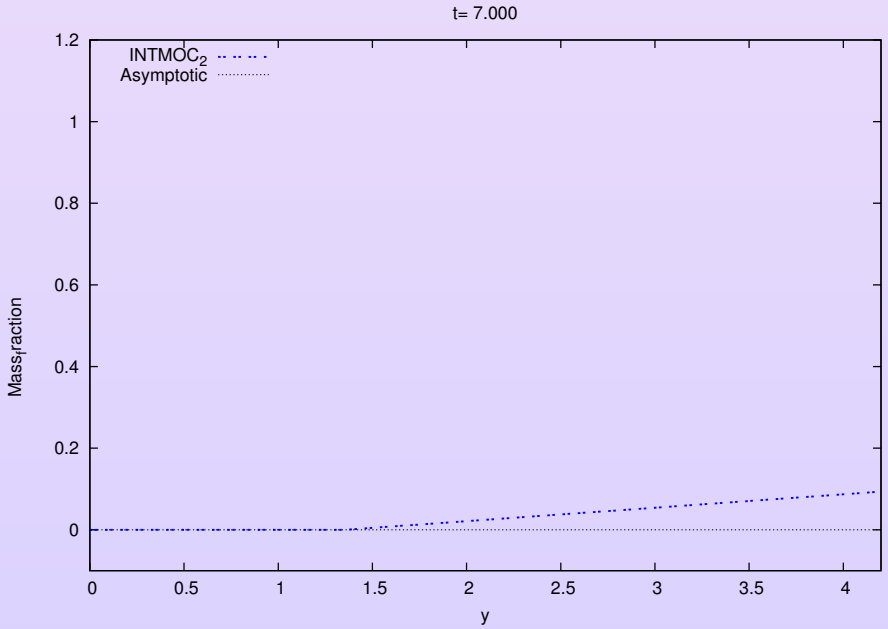

Temperature

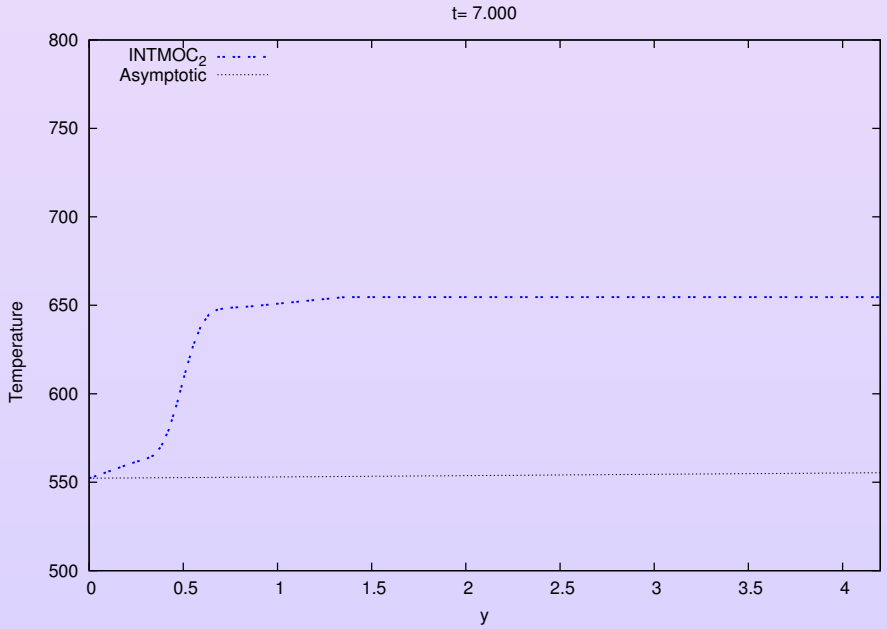

◂ Description ▸ $[t_0 - t_1]$ ▸ $[t_1 - t_2]$ ▸▸ $[t_2 - t_3]$ ▸▸ $t > t_3$ ▸▸ Fin

Loss of Flow Accident

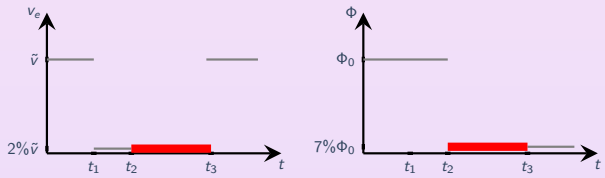

At t_2 the security system drops control rods into the core $\Longrightarrow \Phi(t) \searrow 7\%\Phi_0$.

Mass fraction

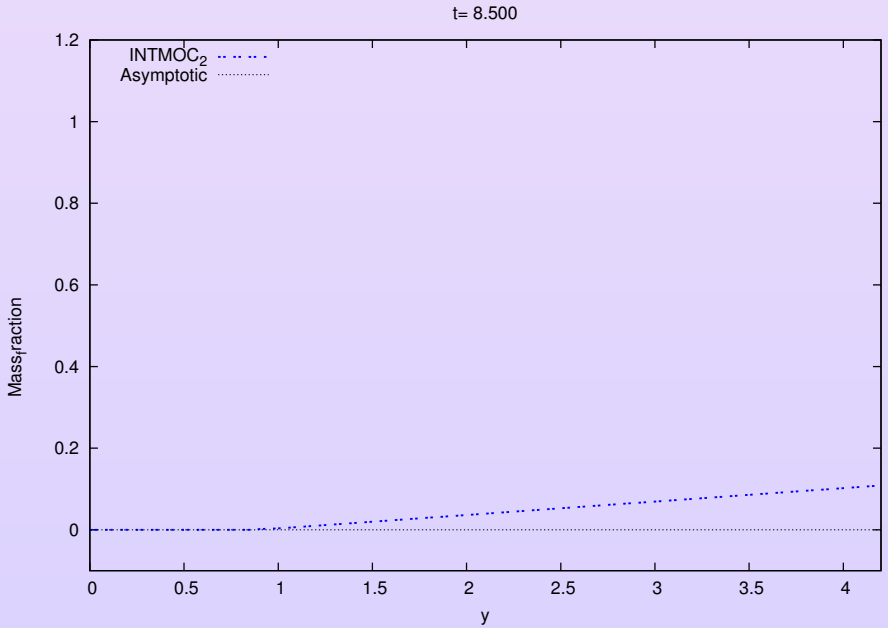

Temperature

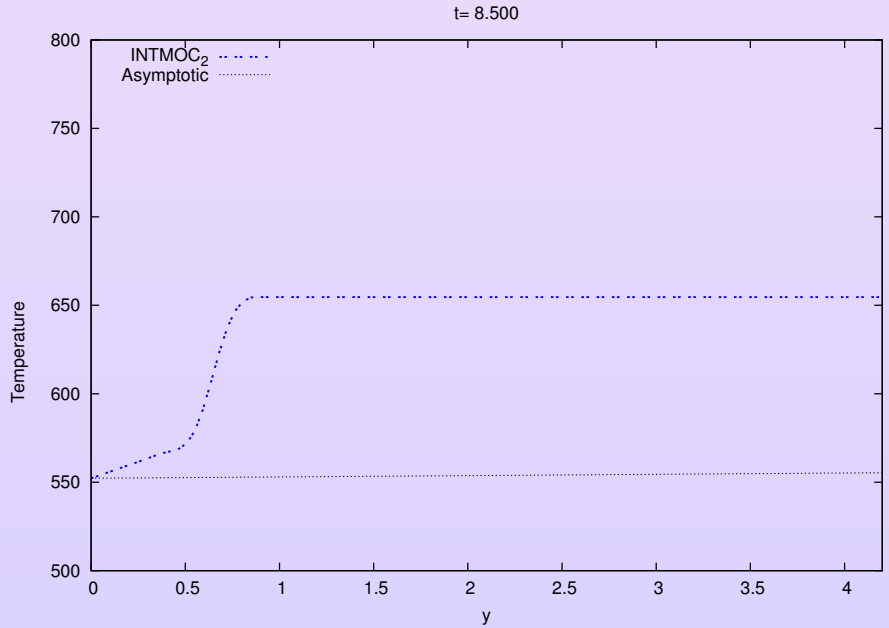

◂ Description ▸ $[t_0 - t_1]$ ▸ $[t_1 - t_2]$ ▸▸ $[t_2 - t_3]$ ▸▸ $t > t_3$ ▸▸ Fin

Loss of Flow Accident

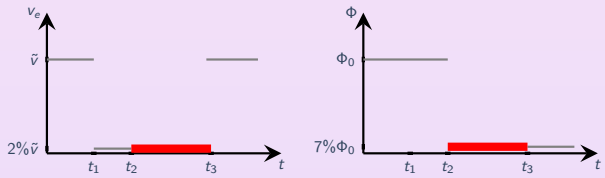

At t_2 the security system drops control rods into the core $\Longrightarrow \Phi(t) \searrow 7\%\Phi_0$.

Mass fraction

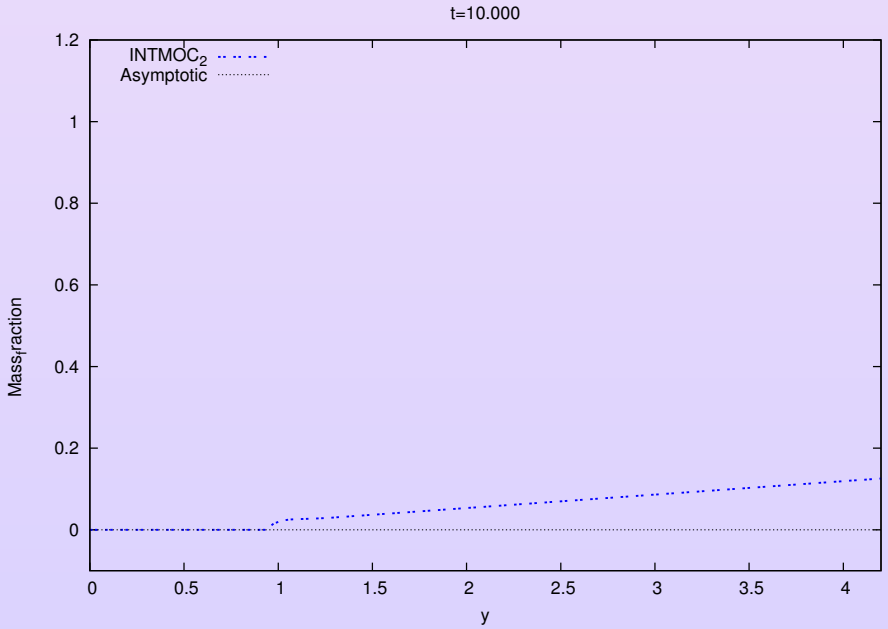

Temperature

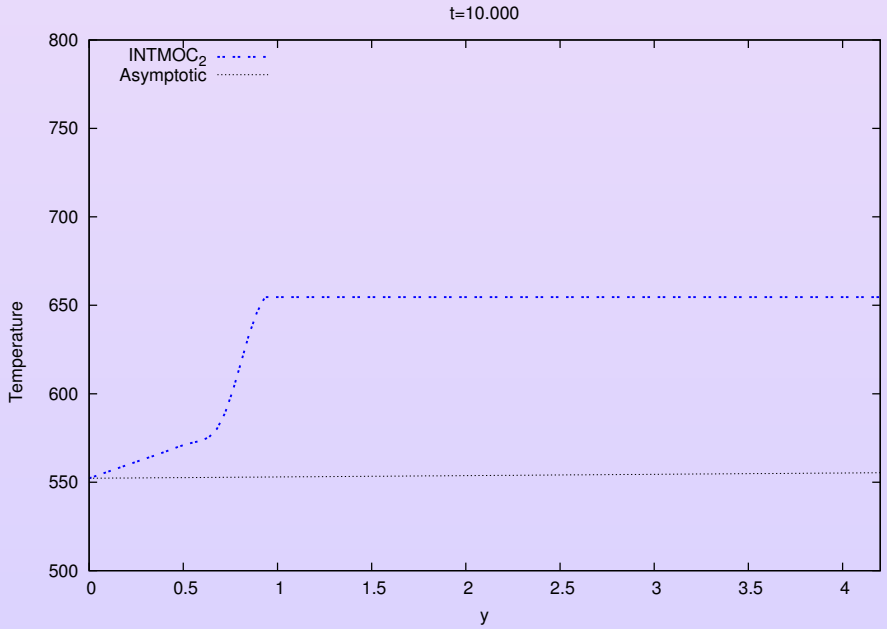

◂ Description ▸ $[t_0 - t_1]$ ▸ $[t_1 - t_2]$ ▸▸ $[t_2 - t_3]$ ▸▸ $t > t_3$ ▸▸ Fin

Loss of Flow Accident

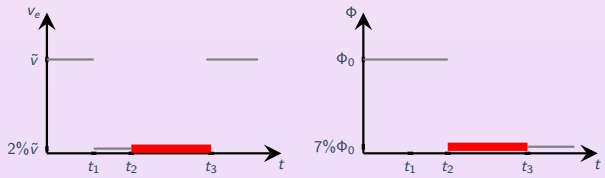

At t_2 the security system drops control rods into the core $\Longrightarrow \Phi(t) \searrow 7\%\Phi_0$.

Mass fraction

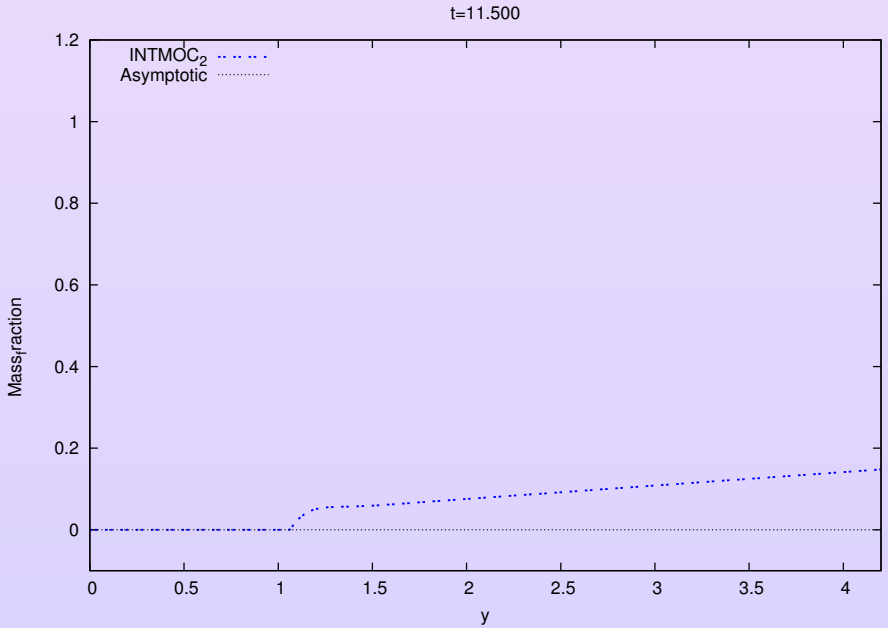

Temperature

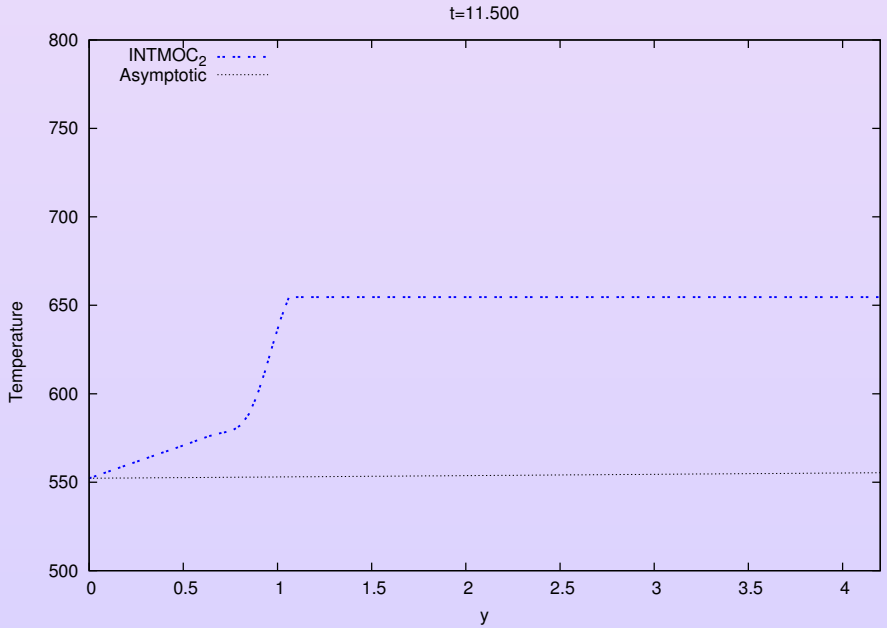

◂ Description ▸ $[t_0 - t_1]$ ▸ $[t_1 - t_2]$ ▸▸ $[t_2 - t_3]$ ▸▸ $t > t_3$ ▸▸ Fin

Loss of Flow Accident

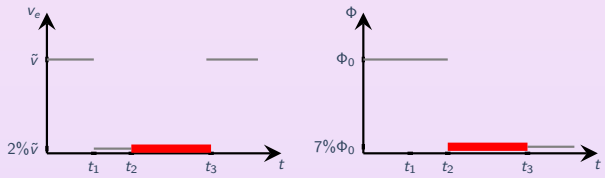

At t_2 the security system drops control rods into the core $\Longrightarrow \Phi(t) \searrow 7\%\Phi_0$.

Mass fraction

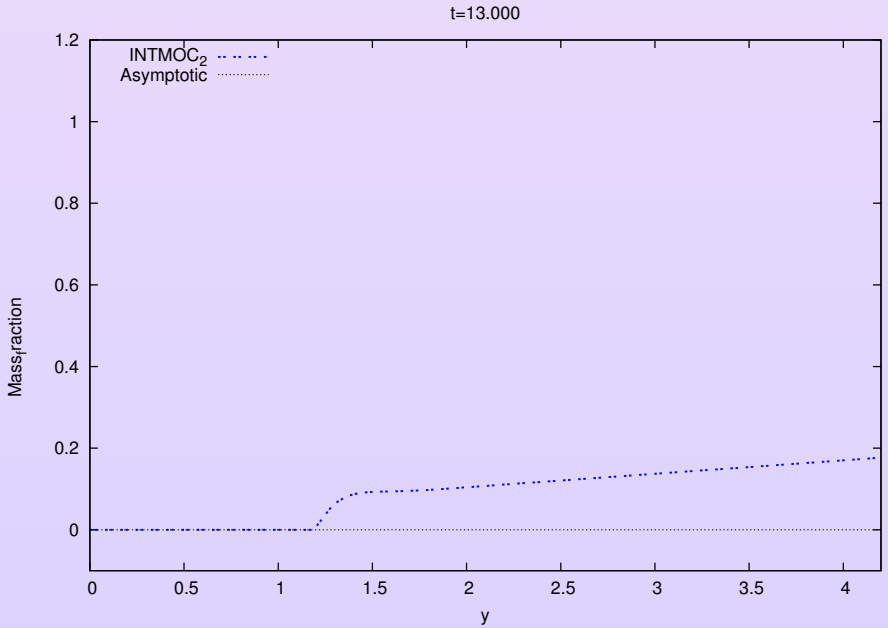

Temperature

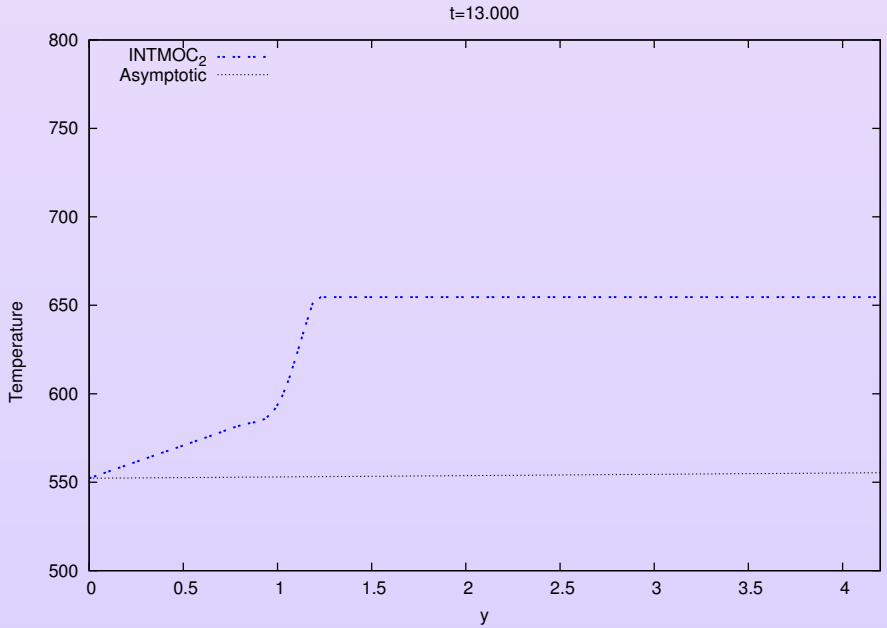

◂ Description ▸ $[t_0 - t_1]$ ▸ $[t_1 - t_2]$ ▸▸ $[t_2 - t_3]$ ▸▸ $t > t_3$ ▸▸ Fin

Loss of Flow Accident

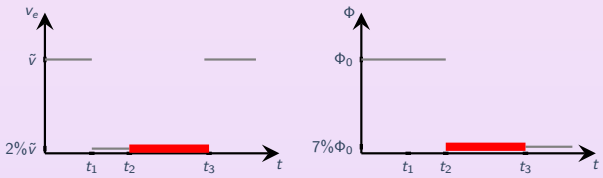

At t_2 the security system drops control rods into the core $\Longrightarrow \Phi(t) \searrow 7\%\Phi_0$.

Mass fraction

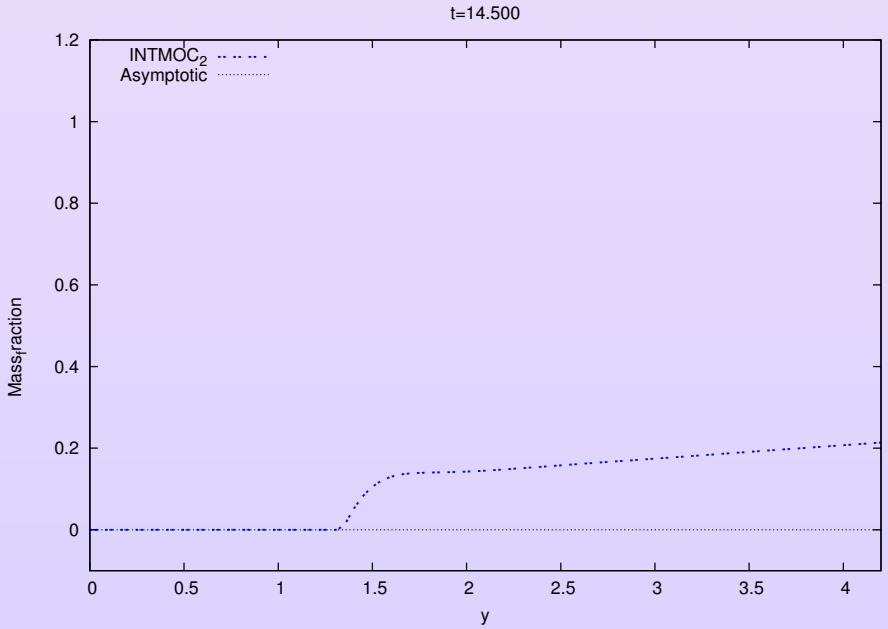

Temperature

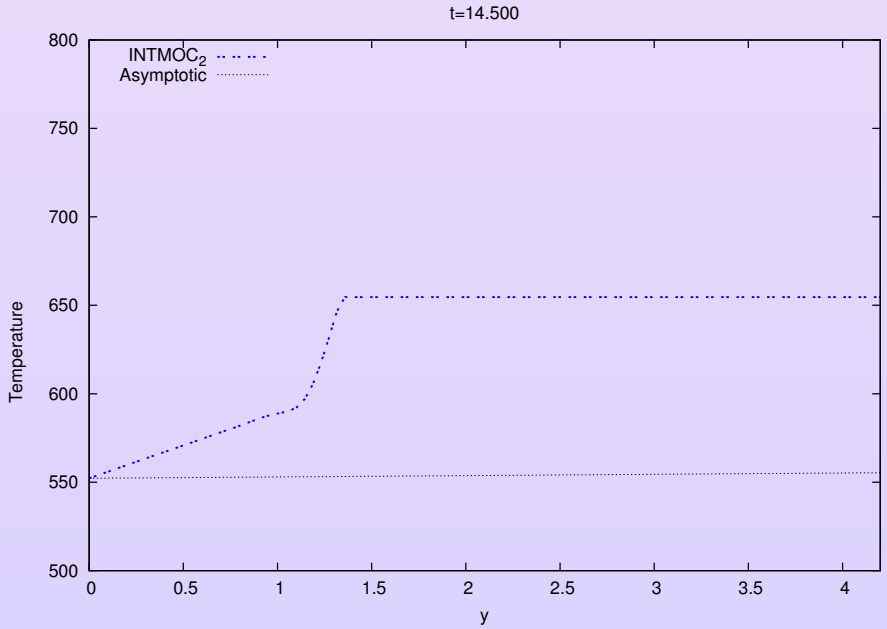

◂ Description ▸ $[t_0 - t_1]$ ▸ $[t_1 - t_2]$ ▸▸ $[t_2 - t_3]$ ▸▸ $t > t_3$ ▸▸ Fin

Loss of Flow Accident

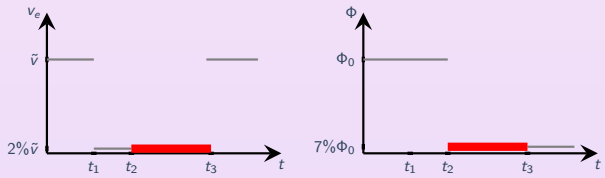

At t_2 the security system drops control rods into the core $\Longrightarrow \Phi(t) \searrow 7\%\Phi_0$.

Mass fraction

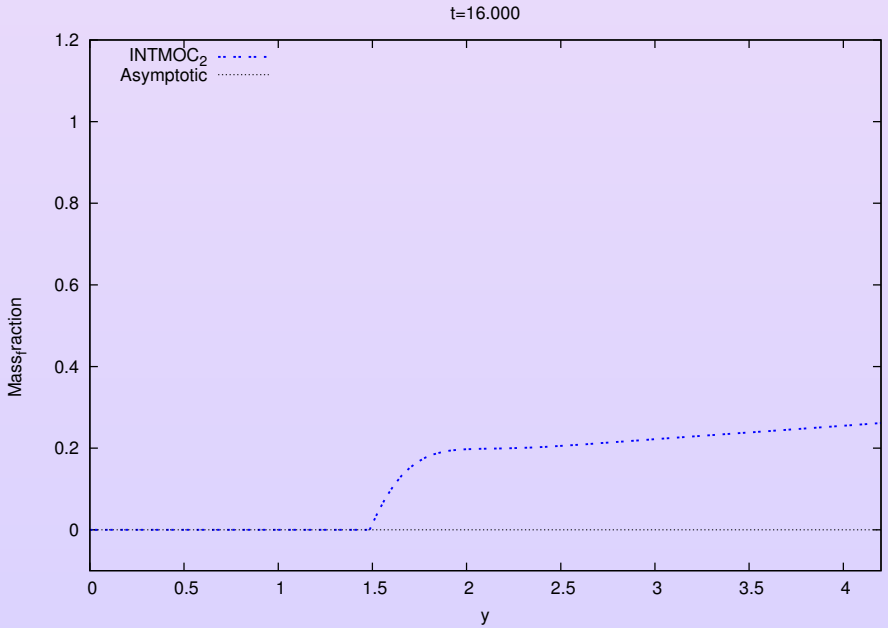

Temperature

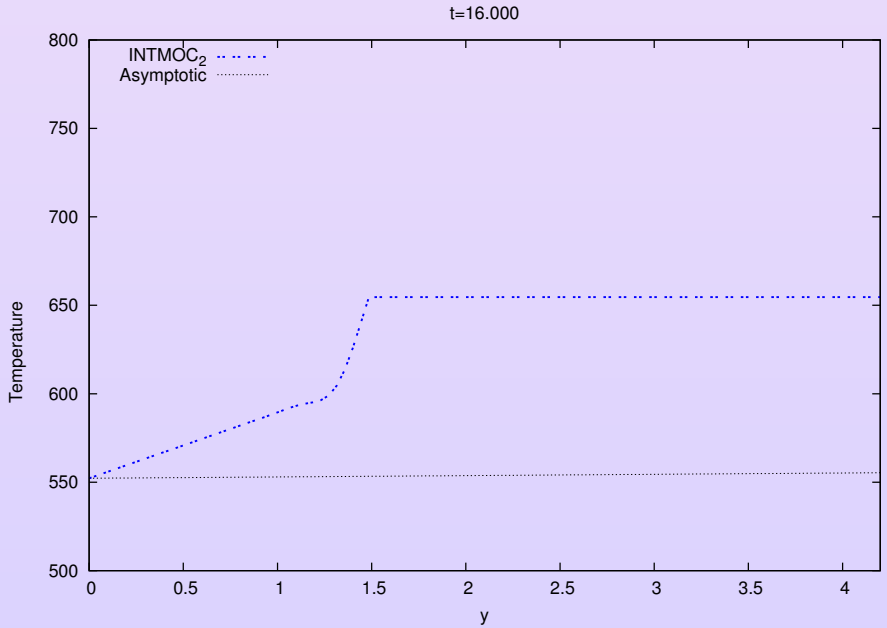

◂ Description ▸ $[t_0 - t_1]$ ▸ $[t_1 - t_2]$ ▸▸ $[t_2 - t_3]$ ▸▸ $t > t_3$ ▸▸ Fin

Loss of Flow Accident

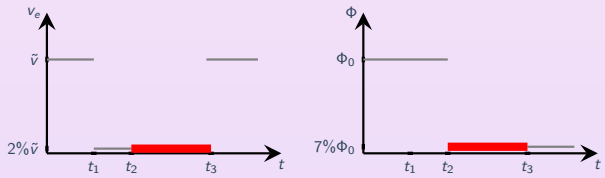

At t_2 the security system drops control rods into the core $\Longrightarrow \Phi(t) \searrow 7\%\Phi_0$.

Mass fraction

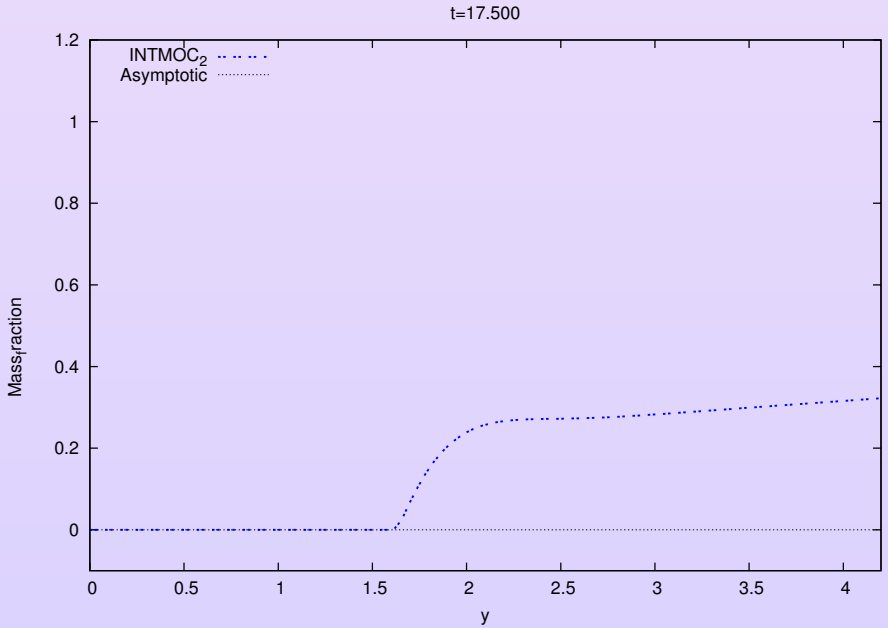

Temperature

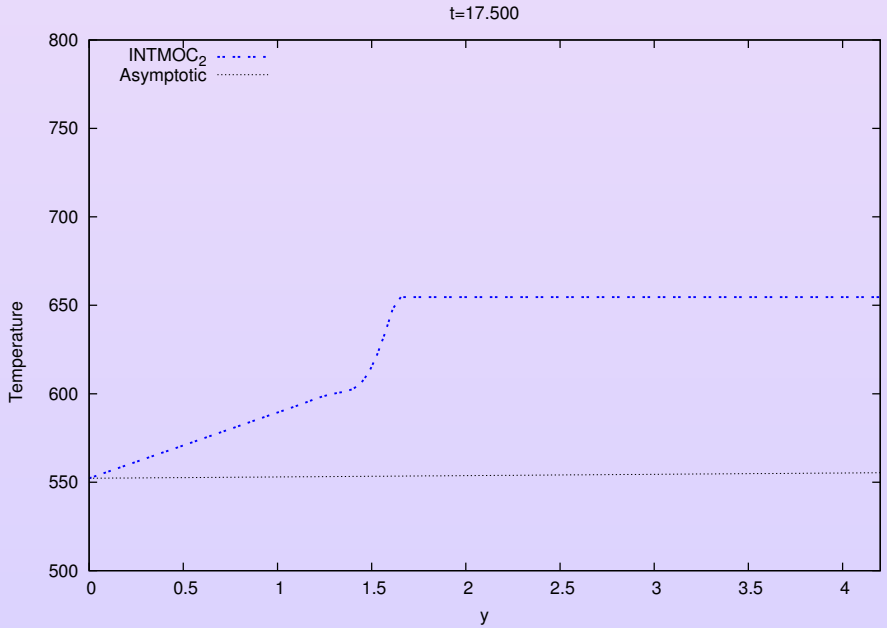

◂ Description ▸ $[t_0 - t_1]$ ▸ $[t_1 - t_2]$ ▸▸ $[t_2 - t_3]$ ▸▸ $t > t_3$ ▸▸ Fin

Loss of Flow Accident

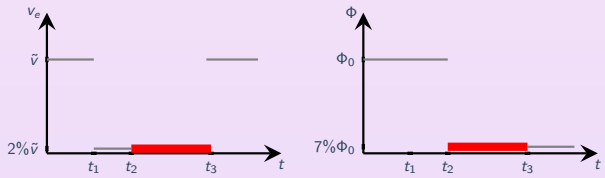

At t_2 the security system drops control rods into the core $\Longrightarrow \Phi(t) \searrow 7\%\Phi_0$.

Mass fraction

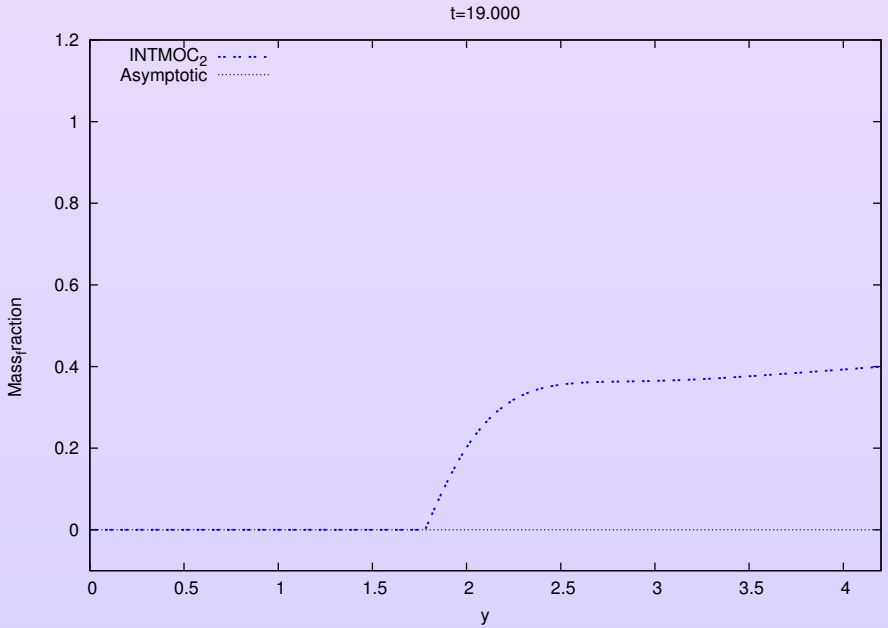

Temperature

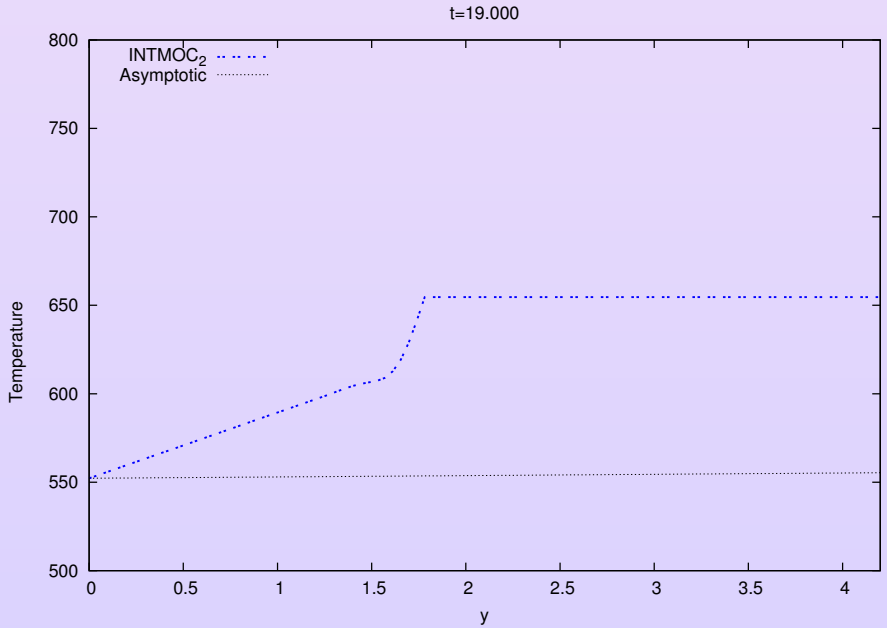

◂ Description ▸ $[t_0 - t_1]$ ▸ $[t_1 - t_2]$ ▸▸ $[t_2 - t_3]$ ▸▸ $t > t_3$ ▸▸ Fin

Loss of Flow Accident

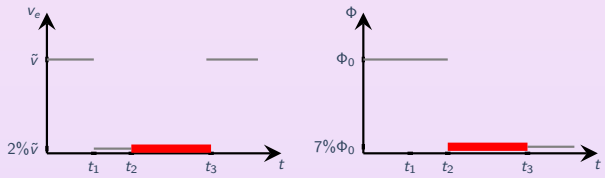

At t_2 the security system drops control rods into the core $\Longrightarrow \Phi(t) \searrow 7\%\Phi_0$.

Mass fraction

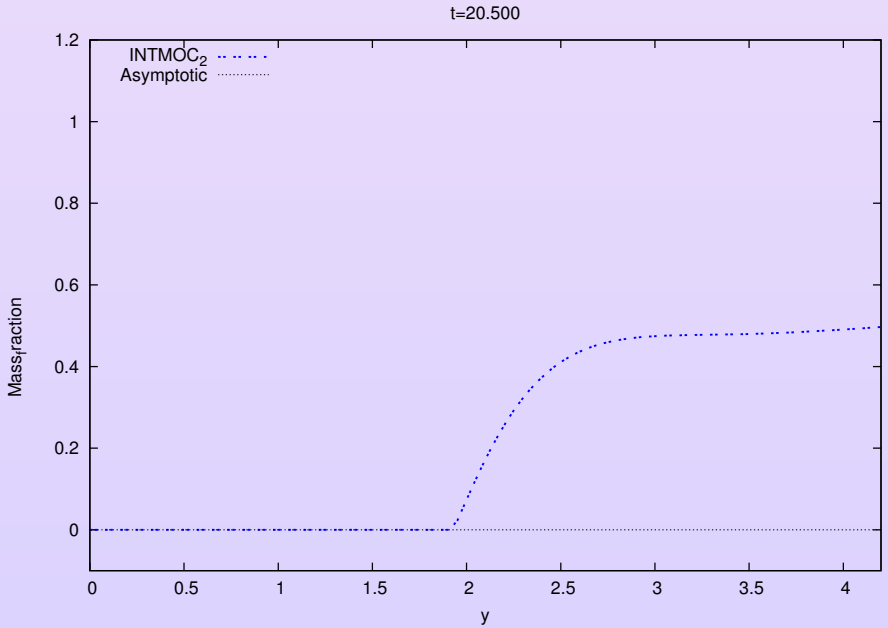

Temperature

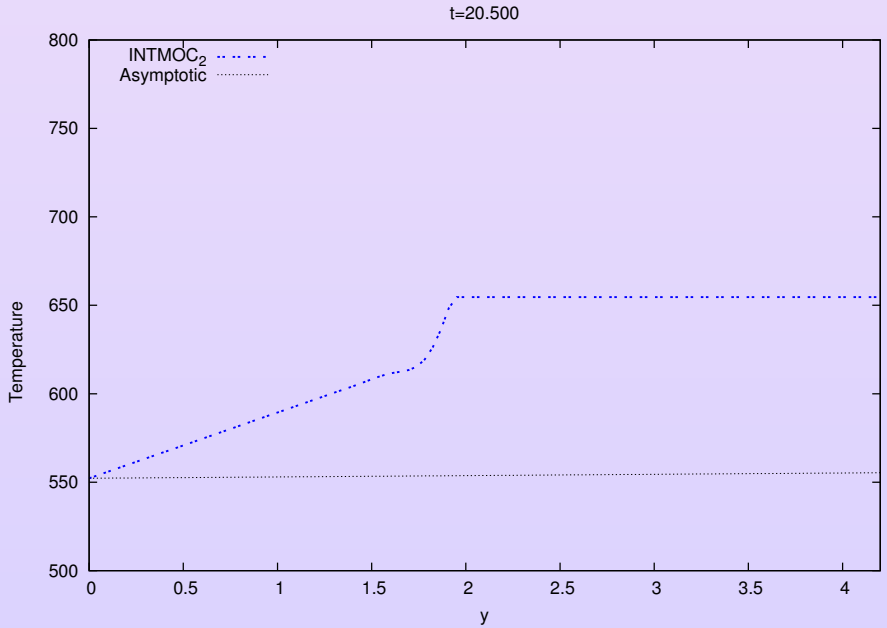

◂ Description ▸ $[t_0 - t_1]$ ▸ $[t_1 - t_2]$ ▸▸ $[t_2 - t_3]$ ▸▸ $t > t_3$ ▸▸ Fin

Loss of Flow Accident

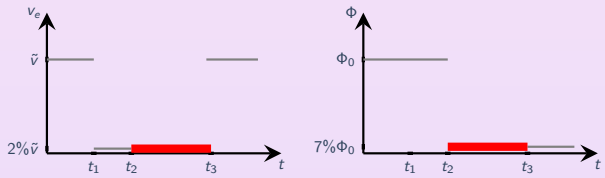

At t_2 the security system drops control rods into the core $\Longrightarrow \Phi(t) \searrow 7\%\Phi_0$.

Mass fraction

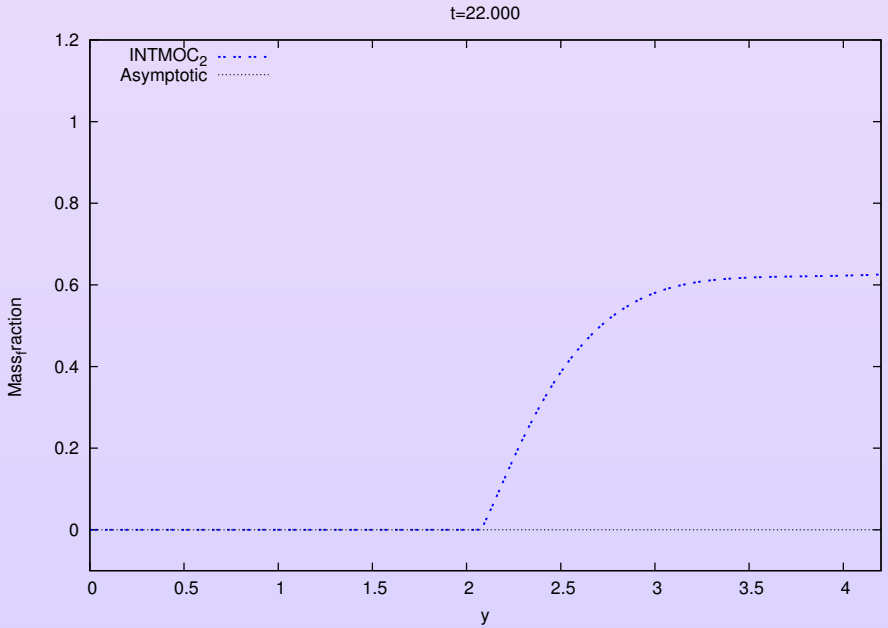

Temperature

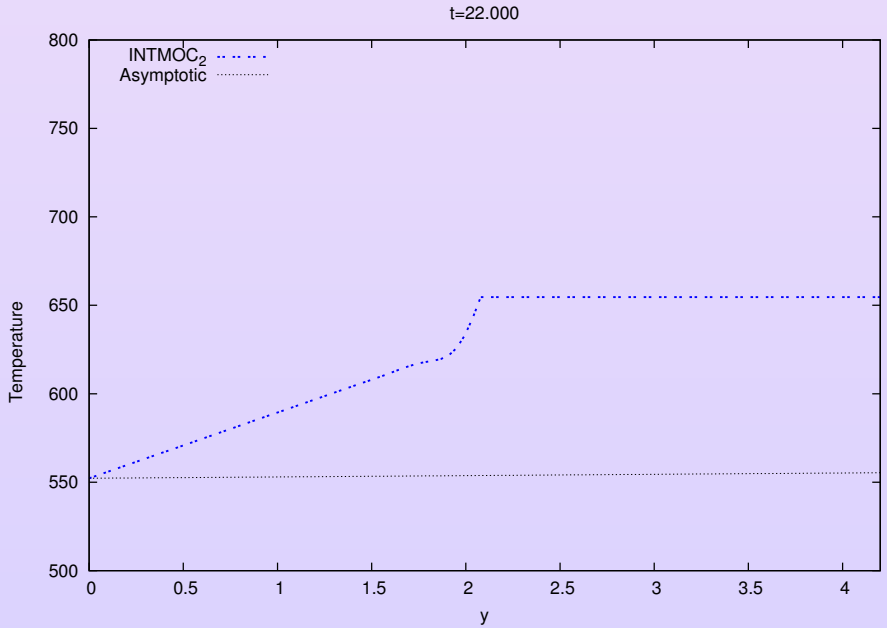

◂ Description ▸ $[t_0 - t_1]$ ▸ $[t_1 - t_2]$ ▸▸ $[t_2 - t_3]$ ▸▸ $t > t_3$ ▸▸ Fin

Loss of Flow Accident

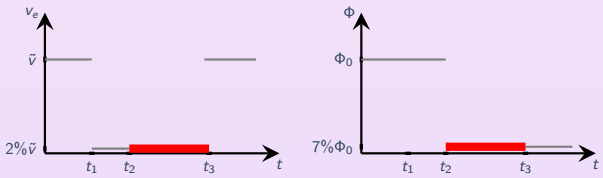

At t_2 the security system drops control rods into the core $\Longrightarrow \Phi(t) \searrow 7\%\Phi_0$.

Mass fraction

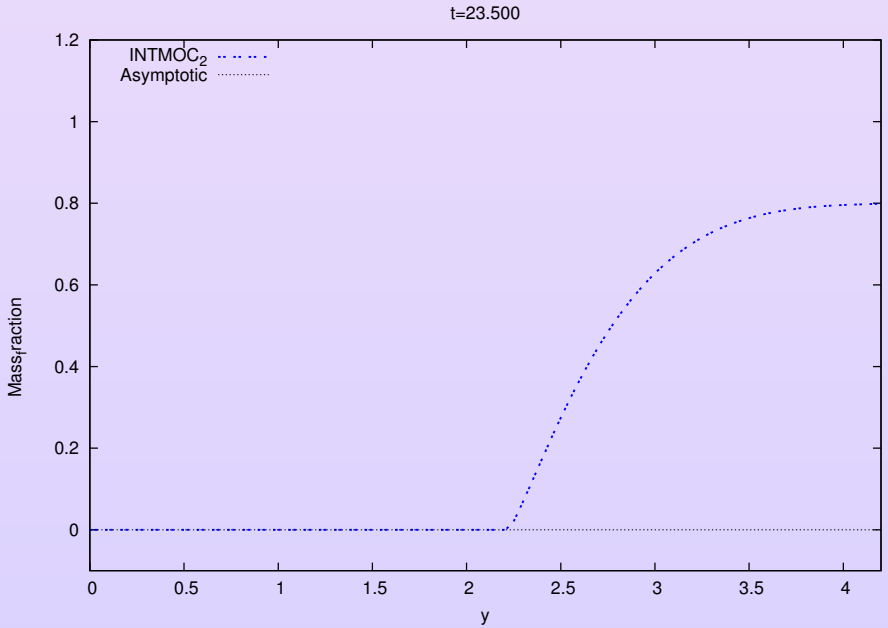

Temperature

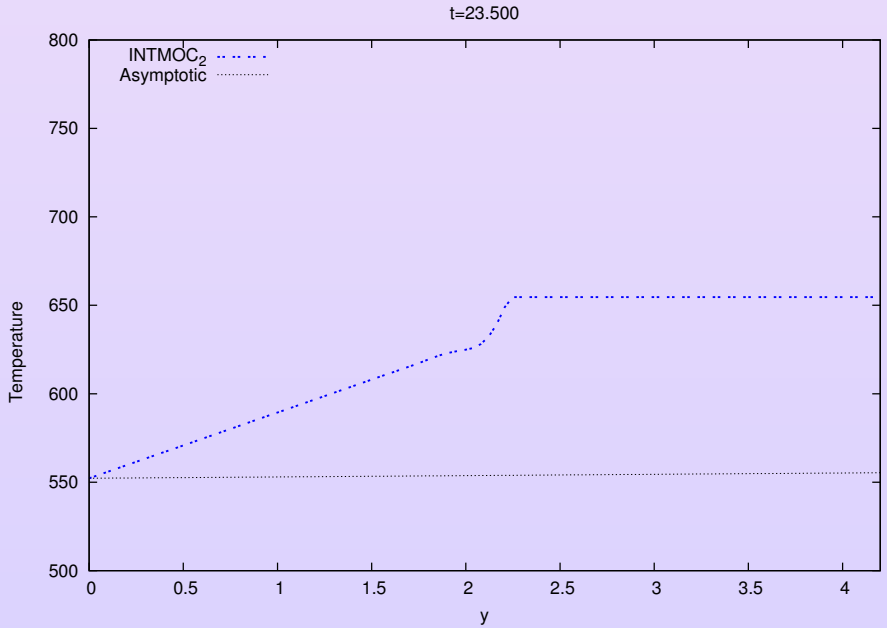

◂ Description ▸ $[t_0 - t_1]$ ▸ $[t_1 - t_2]$ ▸▸ $[t_2 - t_3]$ ▸▸ $t > t_3$ ▸▸ Fin

Loss of Flow Accident

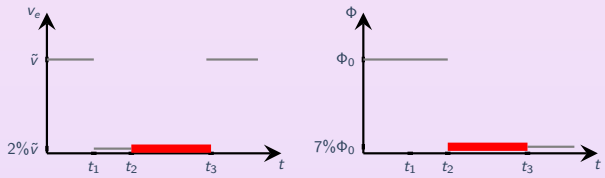

At t_2 the security system drops control rods into the core $\Longrightarrow \Phi(t) \searrow 7\%\Phi_0$.

Mass fraction

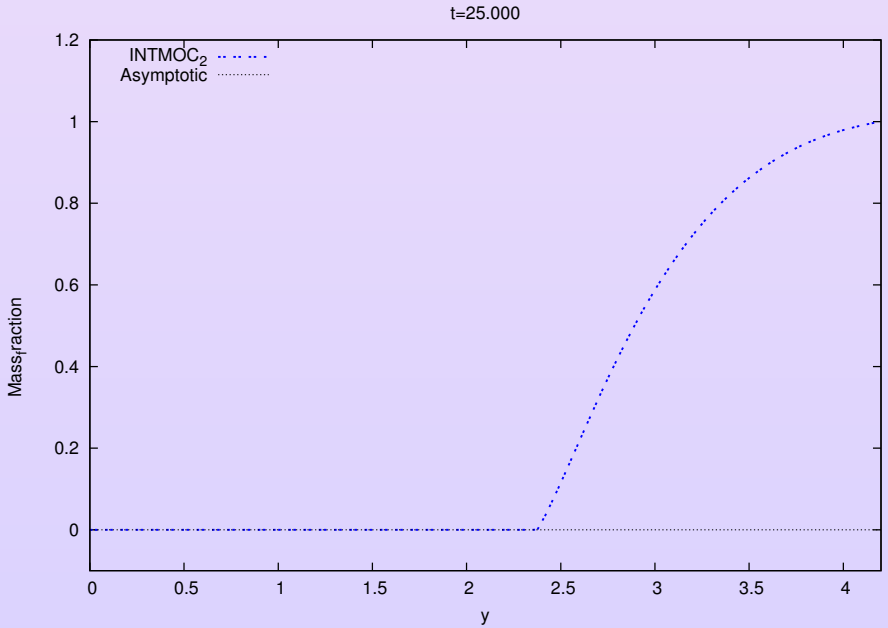

Temperature

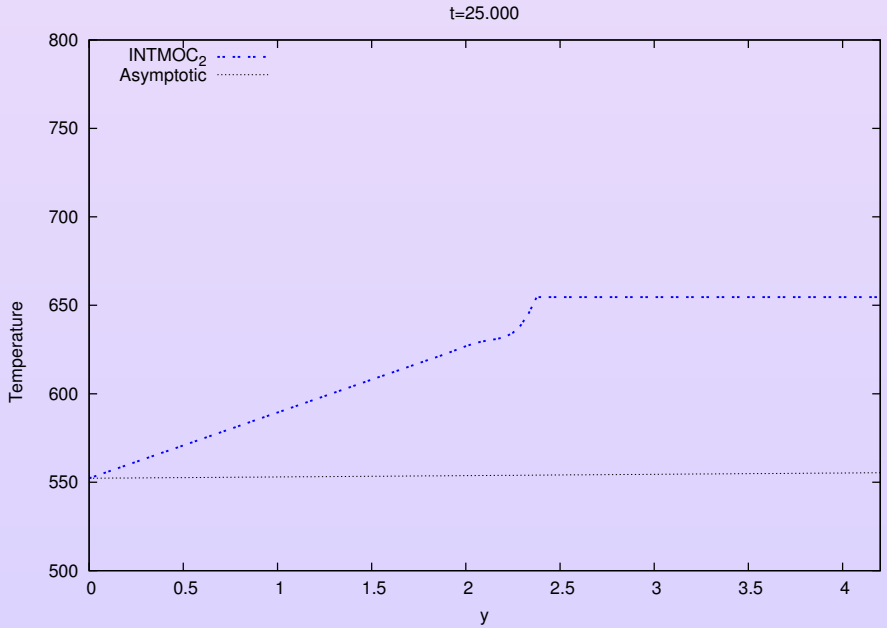

◂ Description ▸ $[t_0 - t_1]$ ▸ $[t_1 - t_2]$ ▸▸ $[t_2 - t_3]$ ▸▸ $t > t_3$ ▸▸ Fin

Loss of Flow Accident

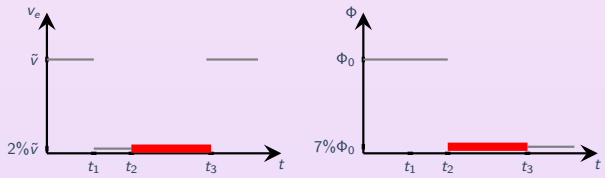

At t_2 the security system drops control rods into the core $\Longrightarrow \Phi(t) \searrow 7\%\Phi_0$.

Mass fraction

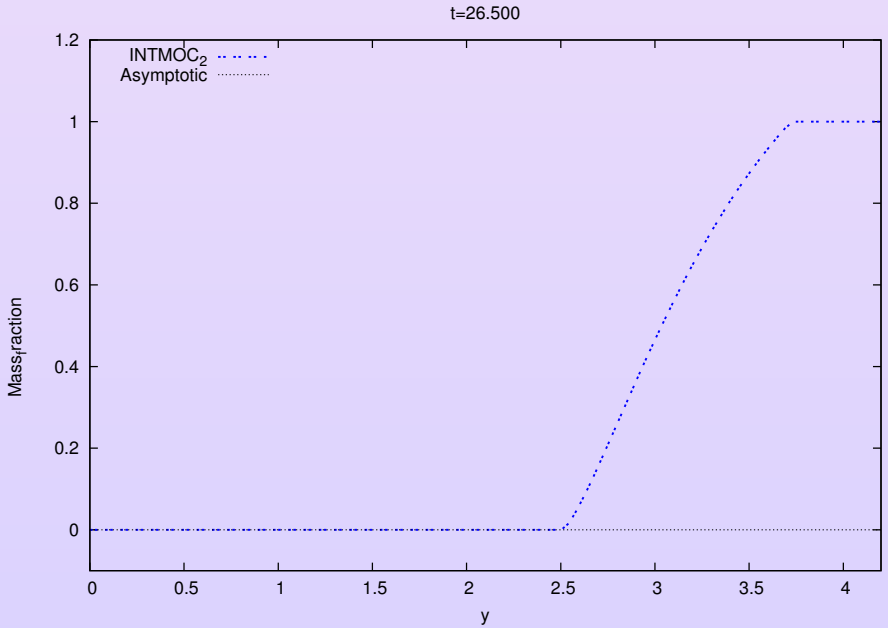

Temperature

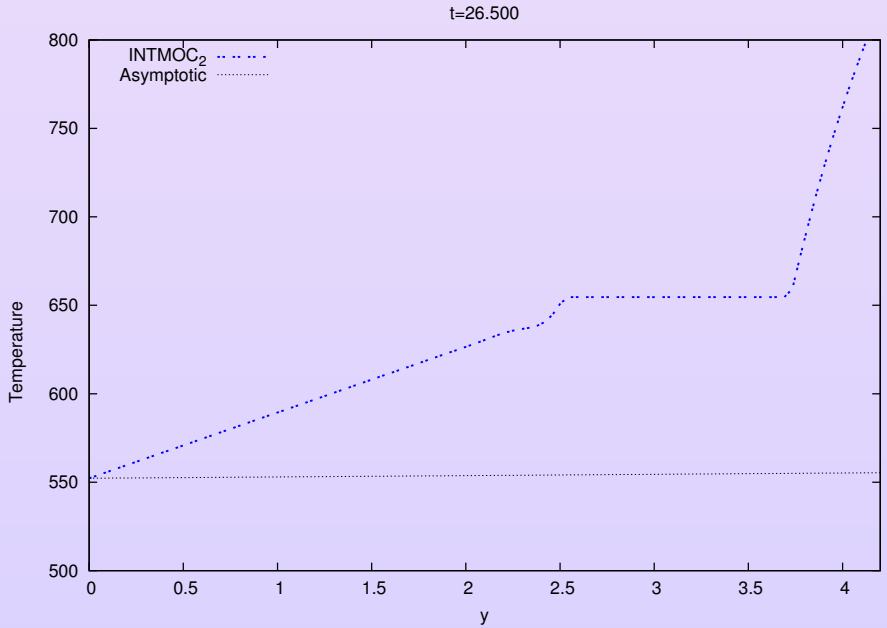

◂ Description ▸ $[t_0 - t_1]$ ▸ $[t_1 - t_2]$ ▸▸ $[t_2 - t_3]$ ▸▸ $t > t_3$ ▸▸ Fin

Loss of Flow Accident

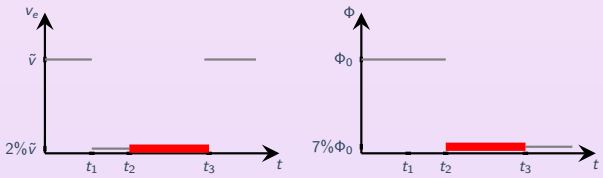

At t_2 the security system drops control rods into the core $\Longrightarrow \Phi(t) \searrow 7\%\Phi_0$.

Mass fraction

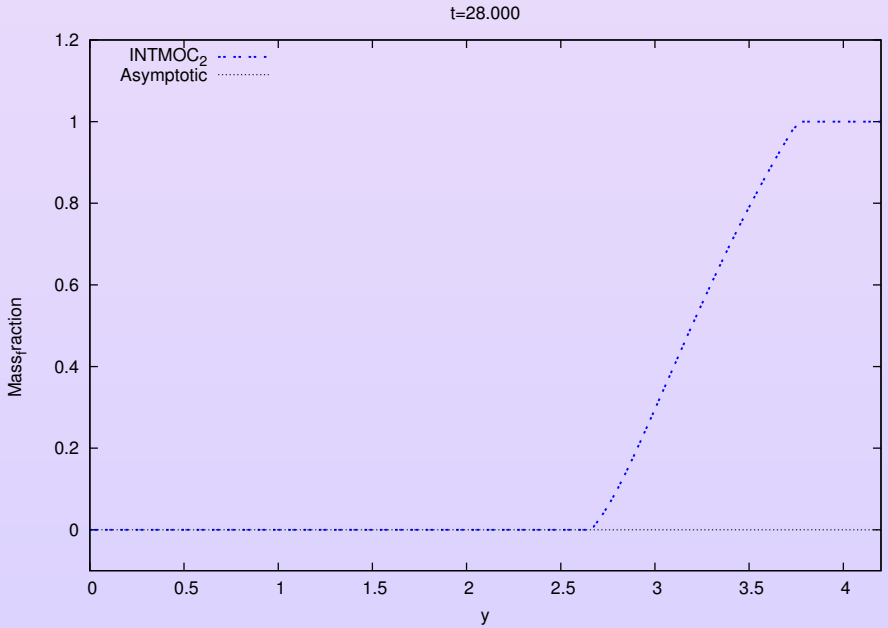

Temperature

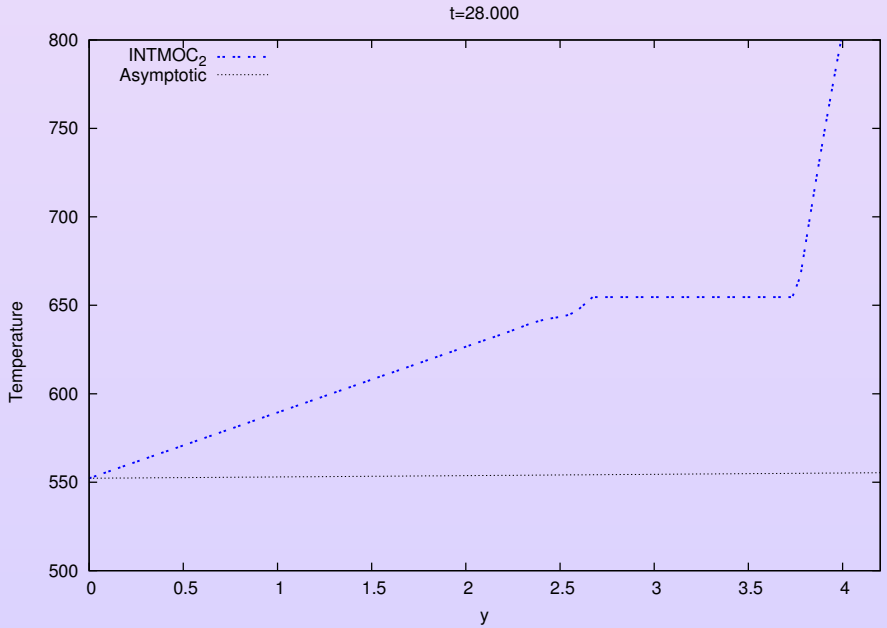

◂ Description ▸ $[t_0 - t_1]$ ▸ $[t_1 - t_2]$ ▸▸ $[t_2 - t_3]$ ▸▸ $t > t_3$ ▸▸ Fin

Loss of Flow Accident

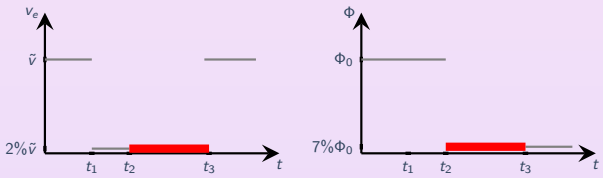

At t_2 the security system drops control rods into the core $\Longrightarrow \Phi(t) \searrow 7\%\Phi_0$.

Mass fraction

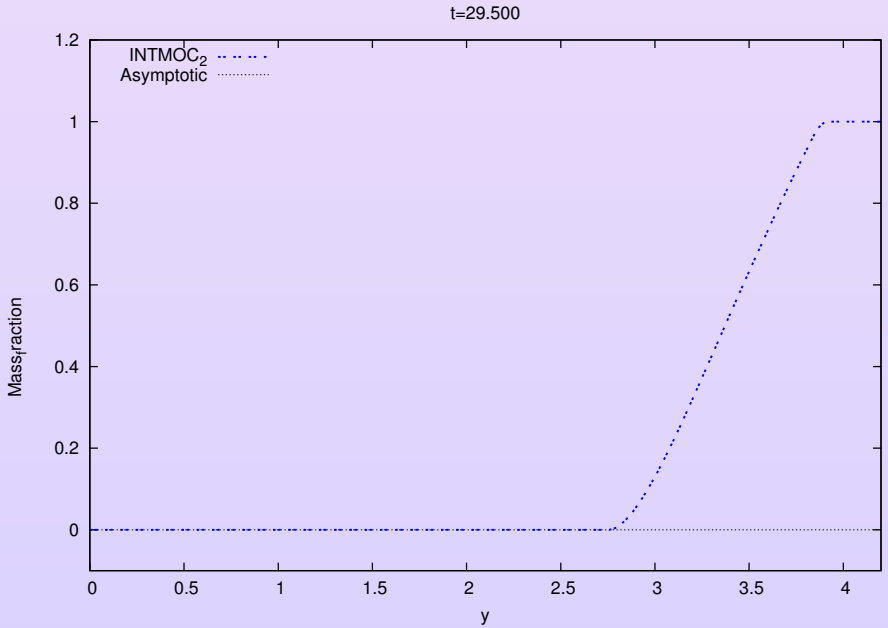

Temperature

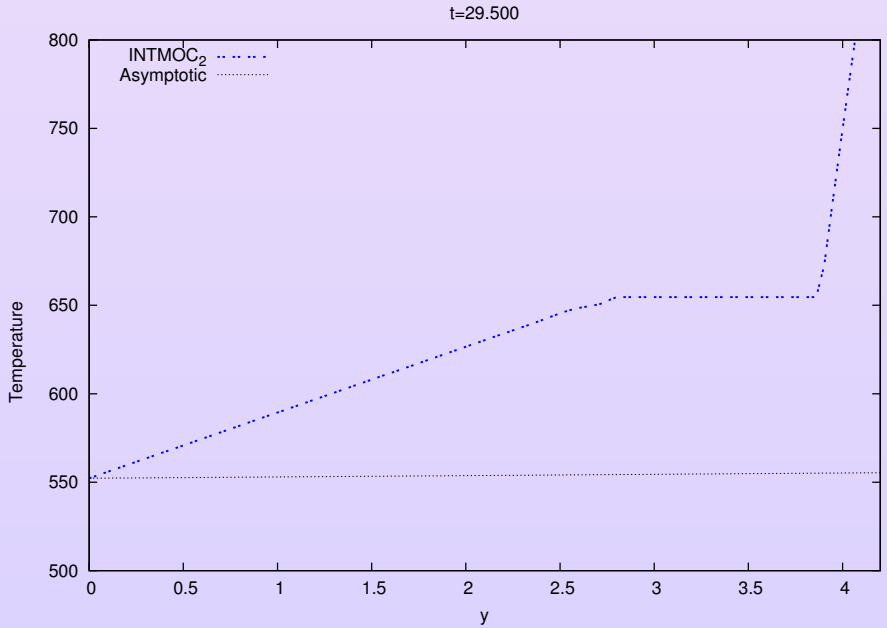

◂ Description ▸ $[t_0 - t_1]$ ▸ $[t_1 - t_2]$ ▸▸ $[t_2 - t_3]$ ▸▸ $t > t_3$ ▸▸ Fin

Loss of Flow Accident

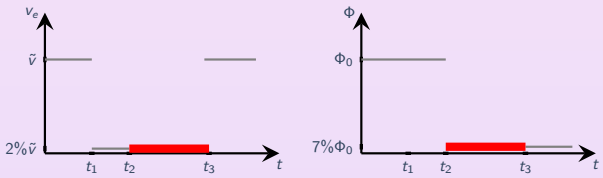

At t_2 the security system drops control rods into the core $\Longrightarrow \Phi(t) \searrow 7\%\Phi_0$.

Mass fraction

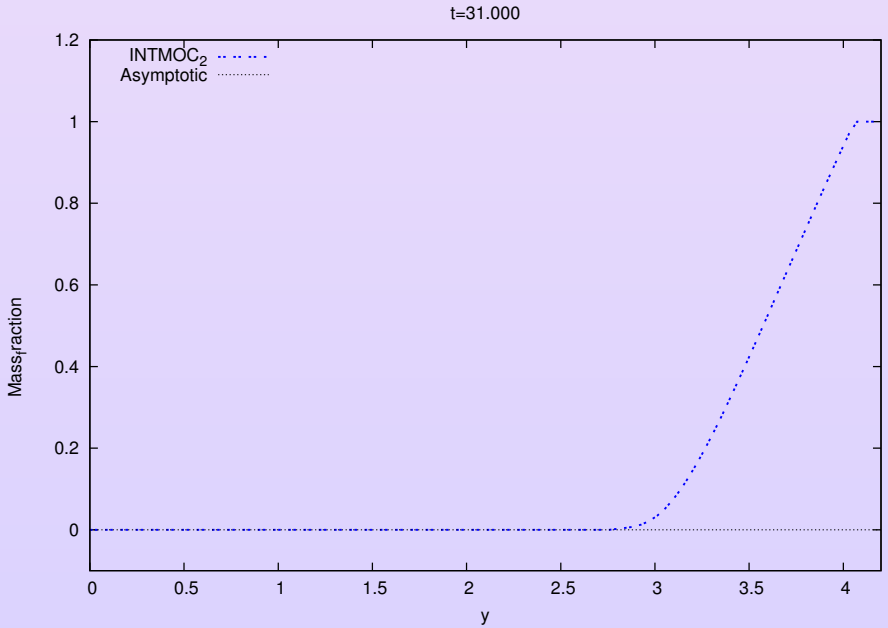

Temperature

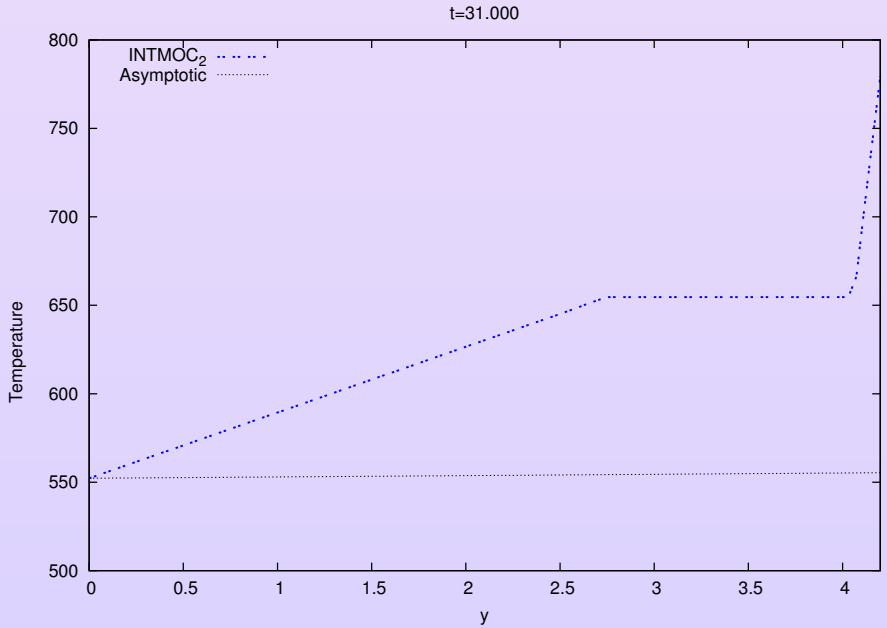

◂ Description ▸ $[t_0 - t_1]$ ▸ $[t_1 - t_2]$ ▸▸ $[t_2 - t_3]$ ▸▸ $t > t_3$ ▸▸ Fin

Loss of Flow Accident

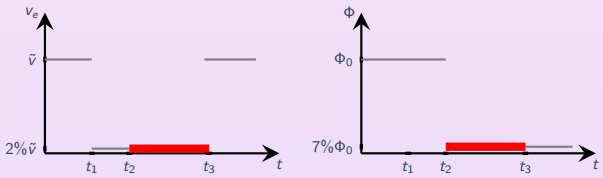

At t_2 the security system drops control rods into the core $\Longrightarrow \Phi(t) \searrow 7\%\Phi_0$.

Mass fraction

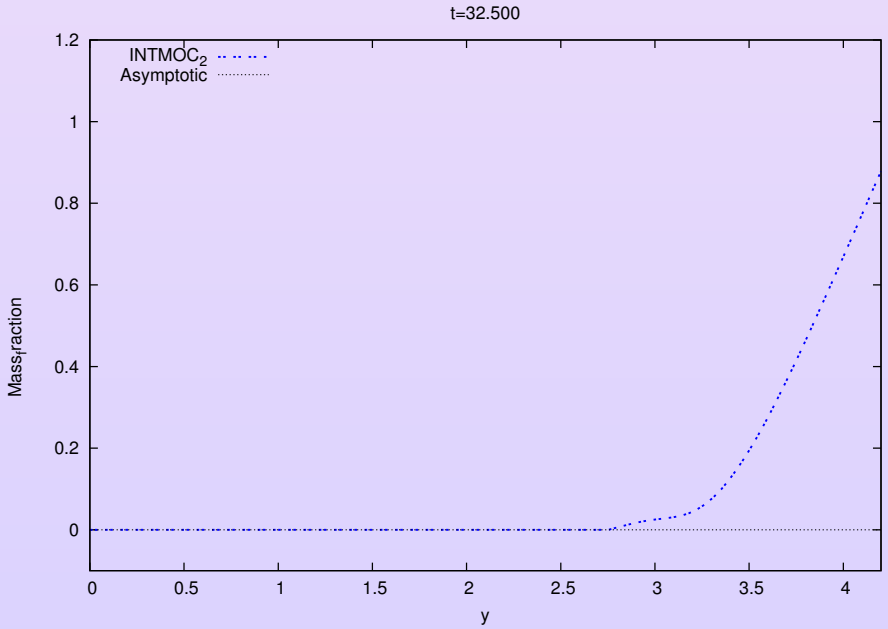

Temperature

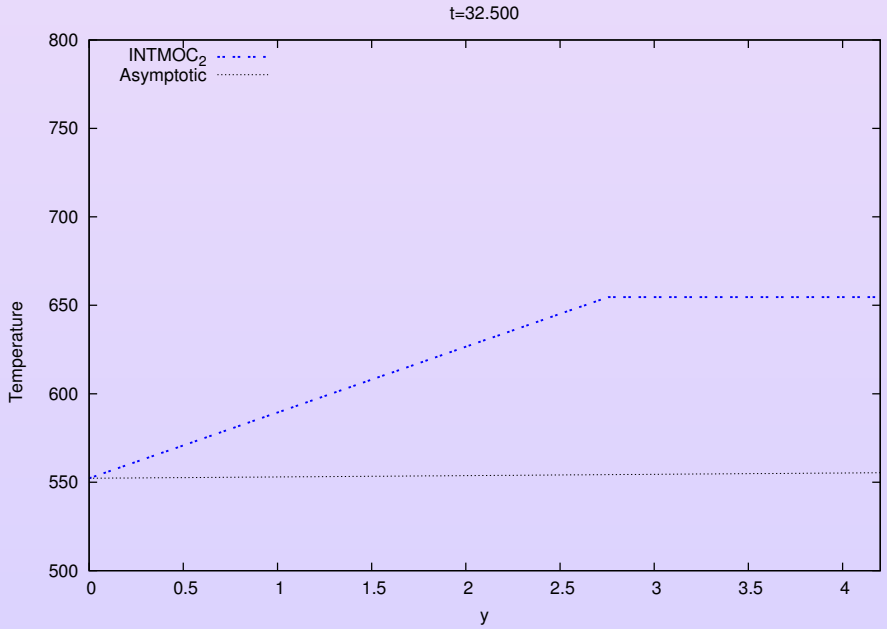

◂ Description ▸ $[t_0 - t_1]$ ▸ $[t_1 - t_2]$ ▸▸ $[t_2 - t_3]$ ▸▸ $t > t_3$ ▸▸ Fin

Loss of Flow Accident

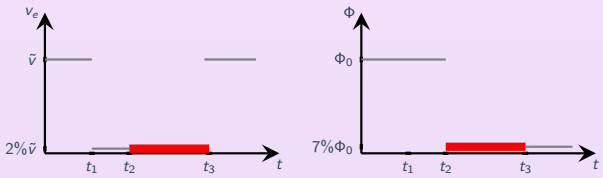

At t_2 the security system drops control rods into the core $\Longrightarrow \Phi(t) \searrow 7\%\Phi_0$.

Mass fraction

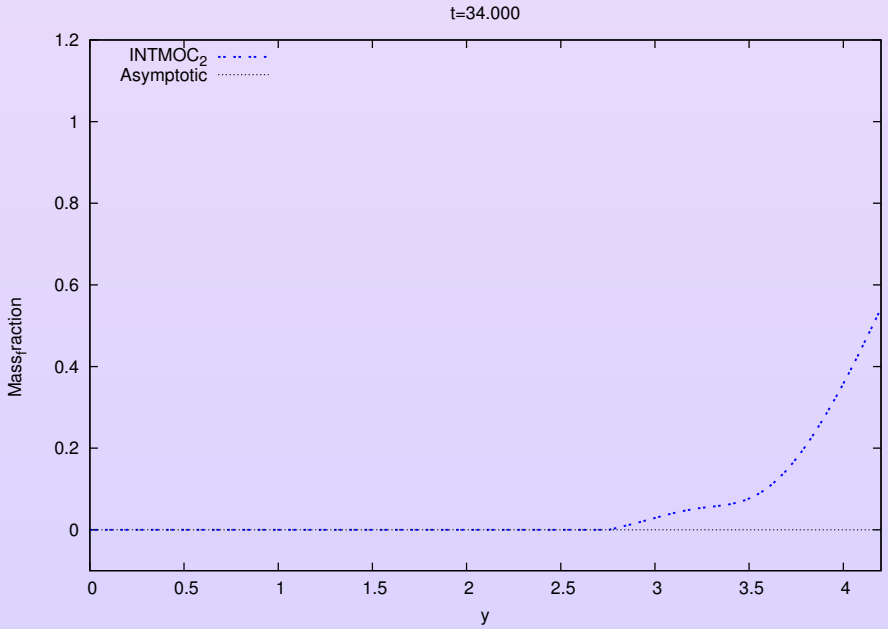

Temperature

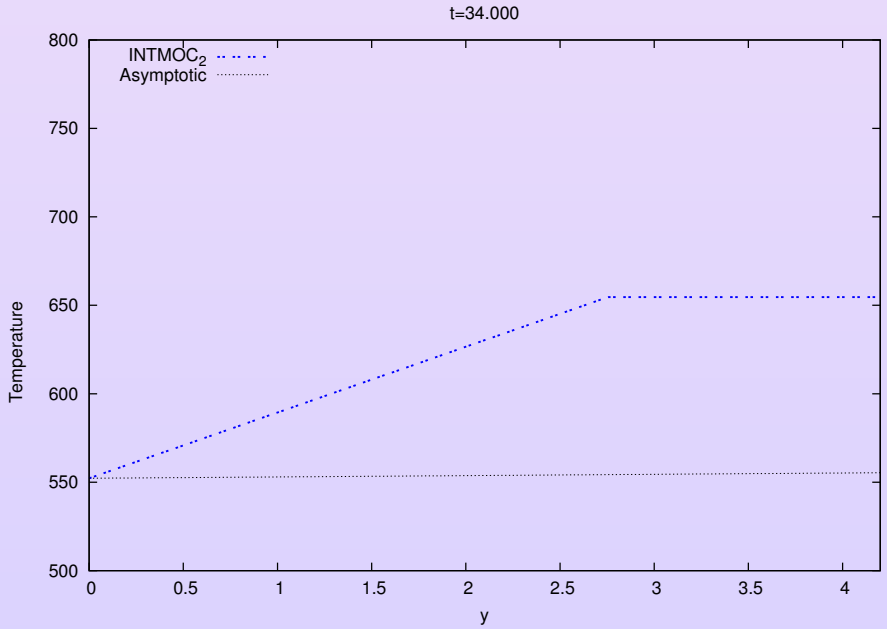

◂ Description ▸ $[t_0 - t_1]$ ▸ $[t_1 - t_2]$ ▸▸ $[t_2 - t_3]$ ▸▸ $t > t_3$ ▸▸ Fin

Loss of Flow Accident

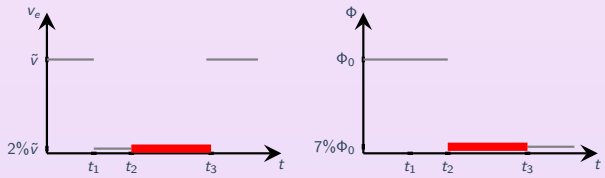

At t_2 the security system drops control rods into the core $\Longrightarrow \Phi(t) \searrow 7\%\Phi_0$.

Mass fraction

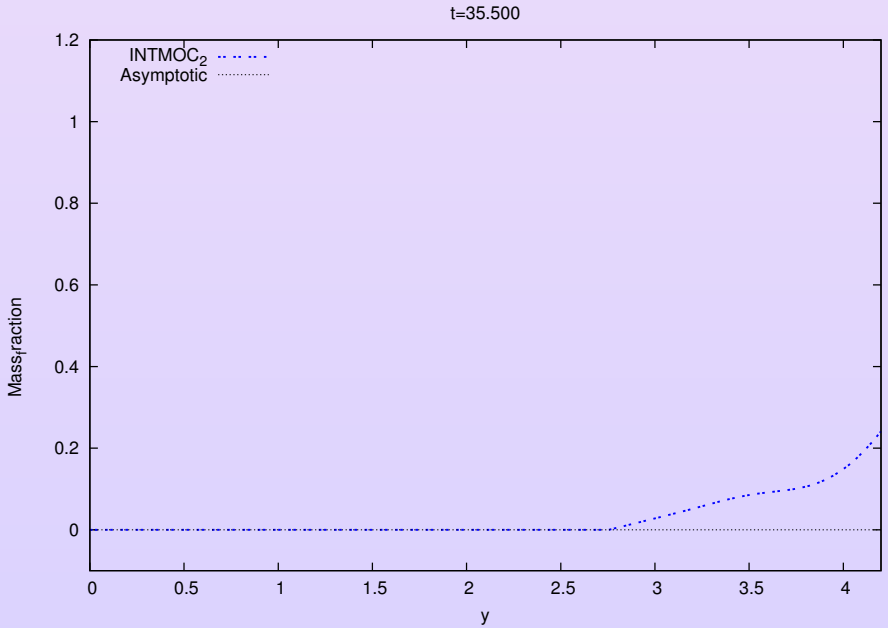

Temperature

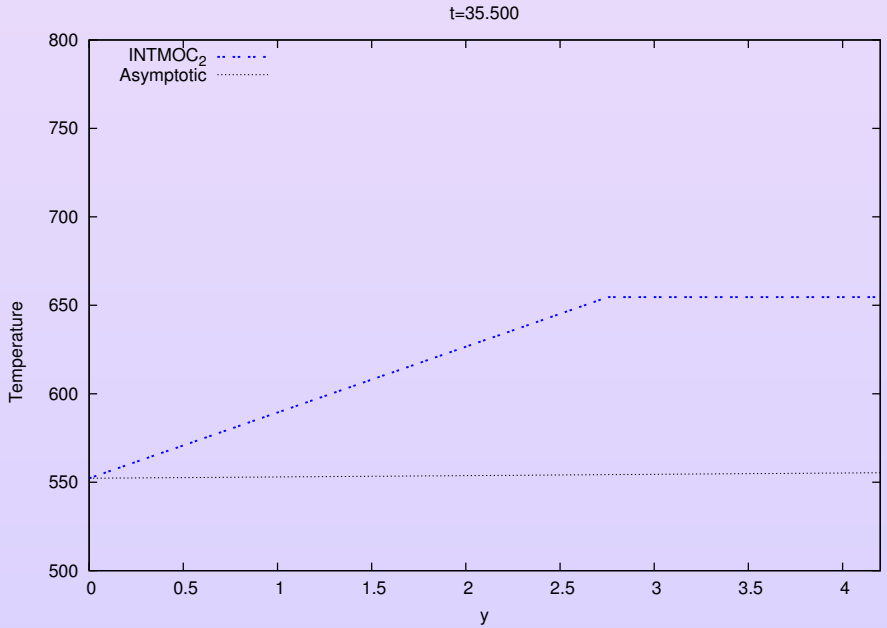

◂ Description ▸ $[t_0 - t_1]$ ▸ $[t_1 - t_2]$ ▸▸ $[t_2 - t_3]$ ▸▸ $t > t_3$ ▸▸ Fin

Loss of Flow Accident

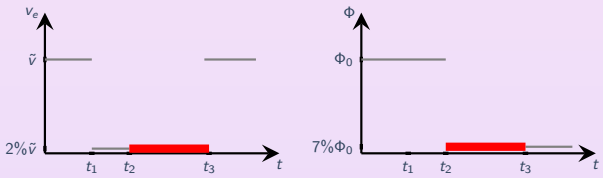

At t_2 the security system drops control rods into the core $\Longrightarrow \Phi(t) \searrow 7\%\Phi_0$.

Mass fraction

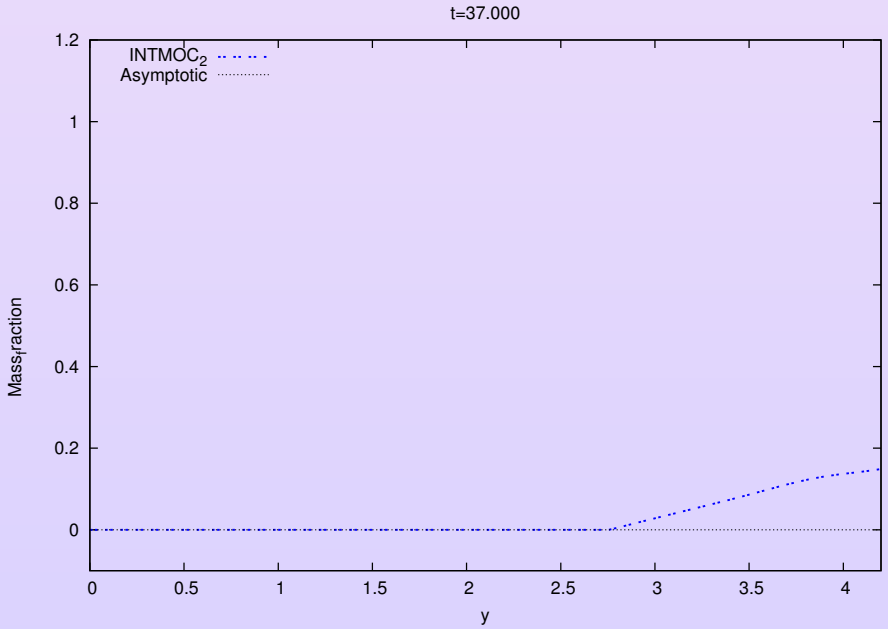

Temperature

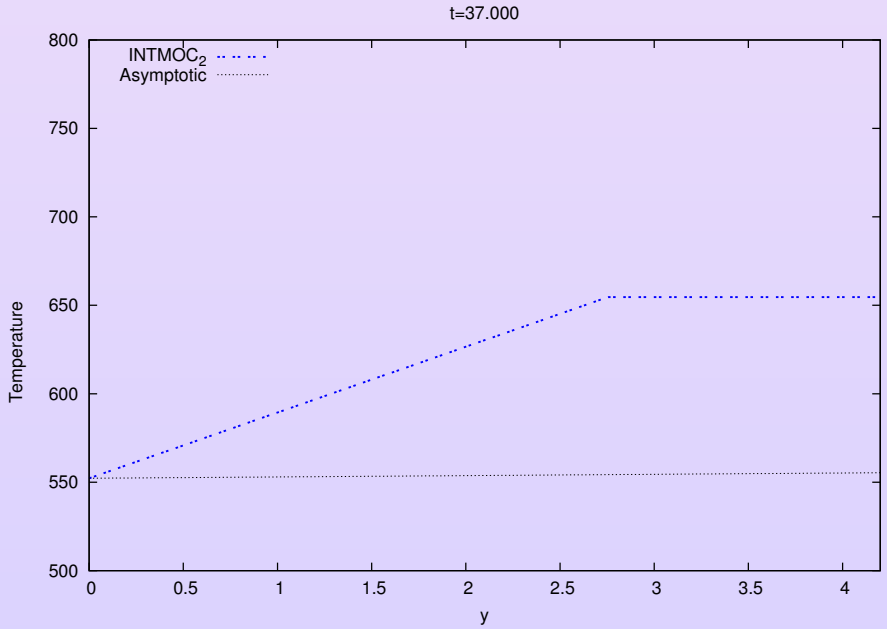

◂ Description ▸ $[t_0 - t_1]$ ▸ $[t_1 - t_2]$ ▸▸ $[t_2 - t_3]$ ▸▸ $t > t_3$ ▸▸ Fin

Loss of Flow Accident

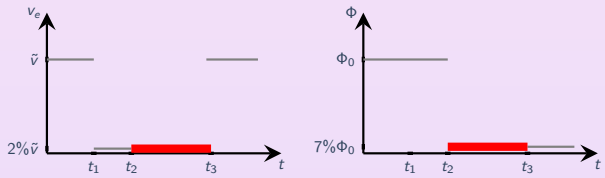

At t_2 the security system drops control rods into the core $\Longrightarrow \Phi(t) \searrow 7\%\Phi_0$.

Mass fraction

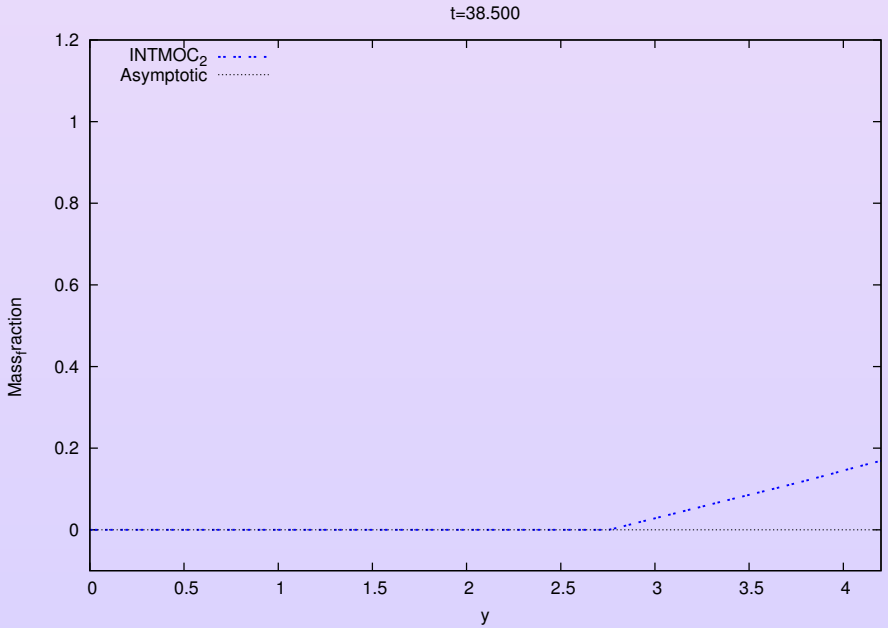

Temperature

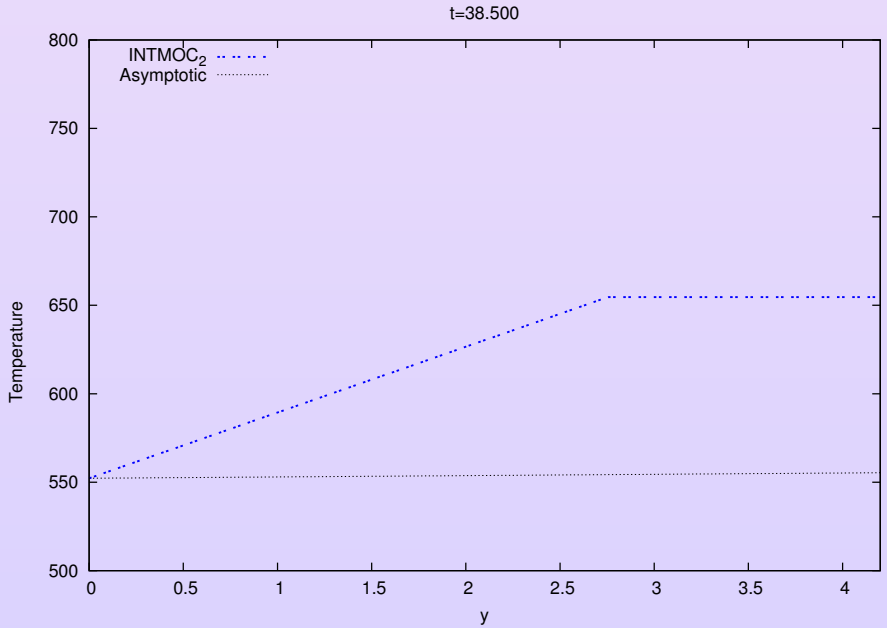

◂ Description ▸ $[t_0 - t_1]$ ▸ $[t_1 - t_2]$ ▸▸ $[t_2 - t_3]$ ▸▸ $t > t_3$ ▸▸ Fin

Loss of Flow Accident

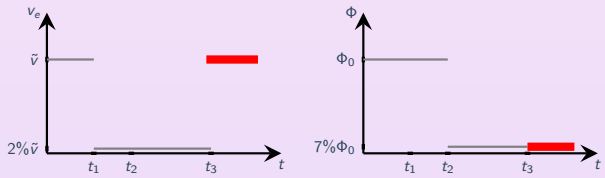

At t_3 the security pumps are turned on $\Longrightarrow$ $v_e(t) \nearrow$ and the fluid comes back to the liquid phase.

Mass fraction

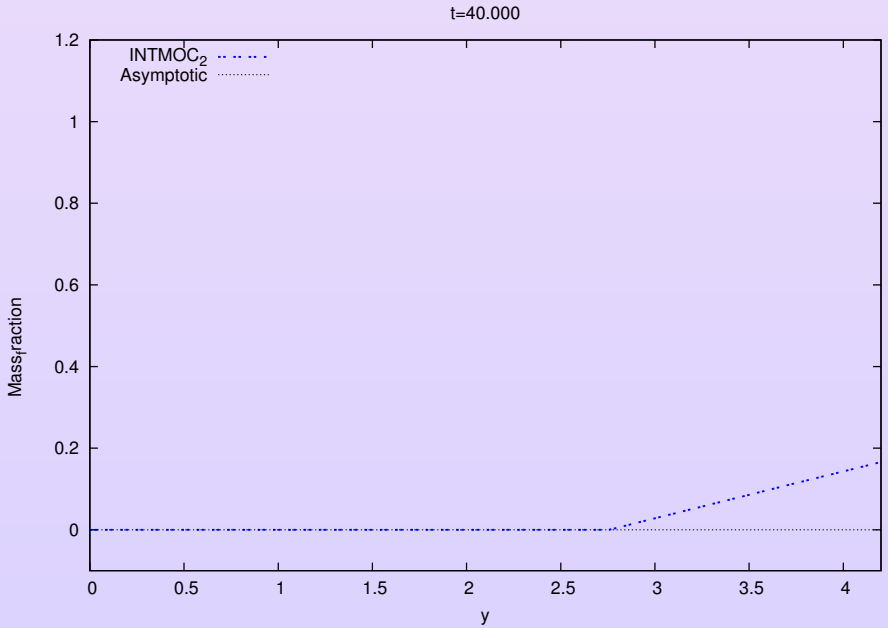

Temperature

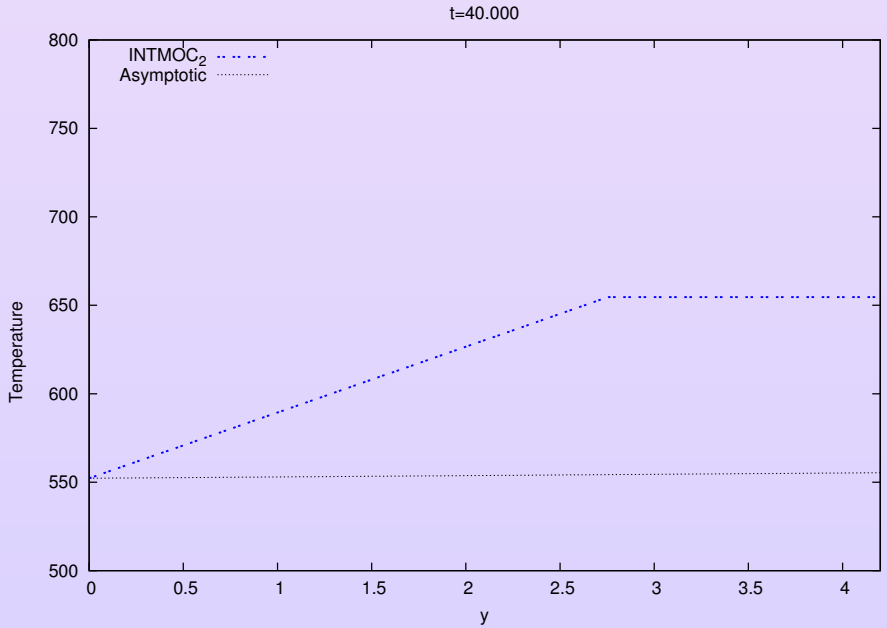

◂ Description ▸ $[t_0 - t_1]$ ▸ $[t_1 - t_2]$ ▸▸ $[t_2 - t_3]$ ▸▸ $t > t_3$ ▸▸ Fin

Loss of Flow Accident

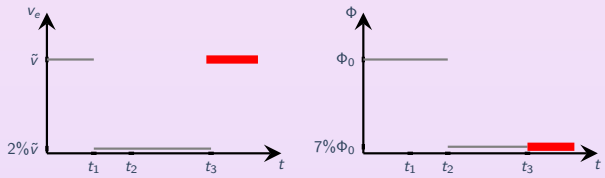

At t_3 the security pumps are turned on $\Longrightarrow$ $v_e(t) \nearrow$ and the fluid comes back to the liquid phase.

Mass fraction

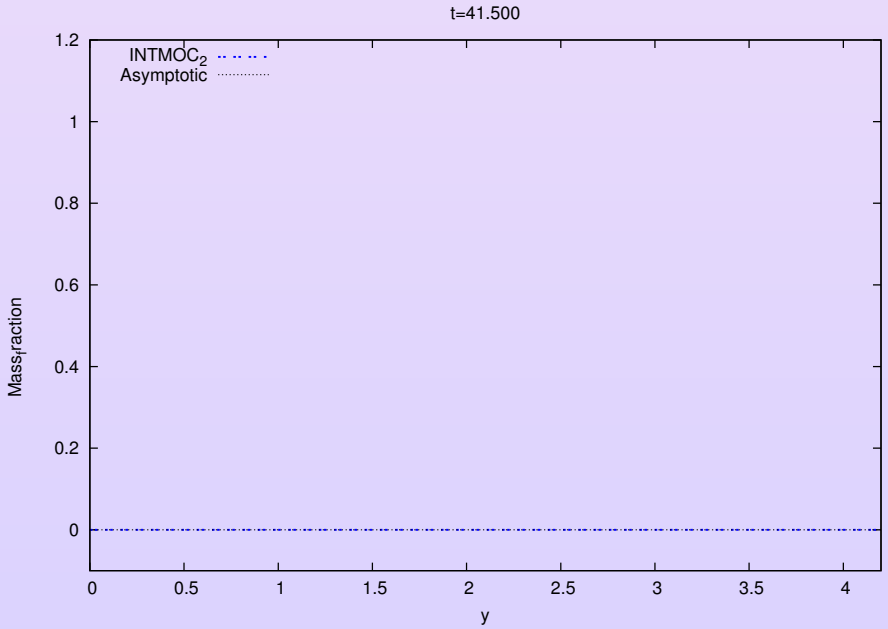

Temperature

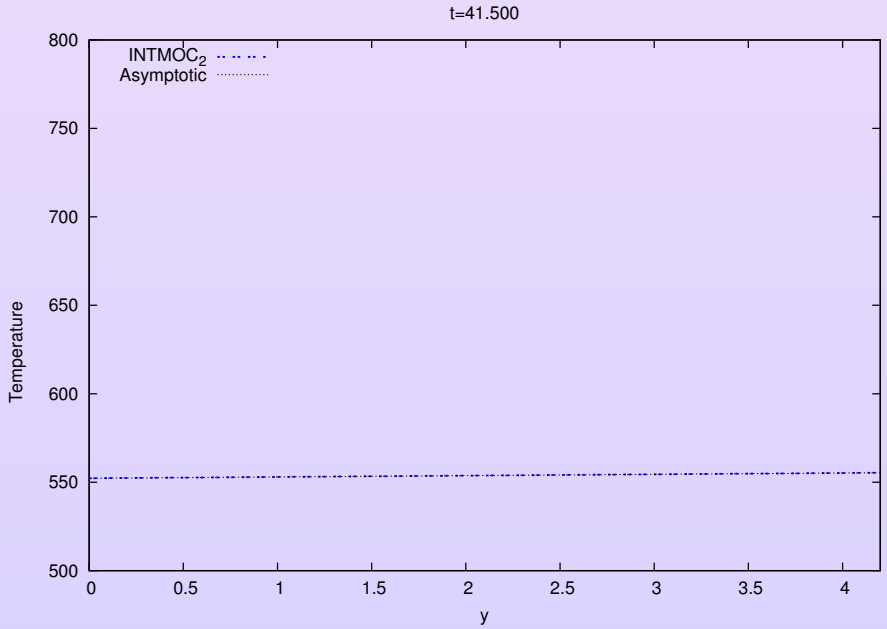

◂ Description ▸ $[t_0 - t_1]$ ▸ $[t_1 - t_2]$ ▸▸ $[t_2 - t_3]$ ▸▸ $t > t_3$ ▸▸ Fin

Loss of Flow Accident

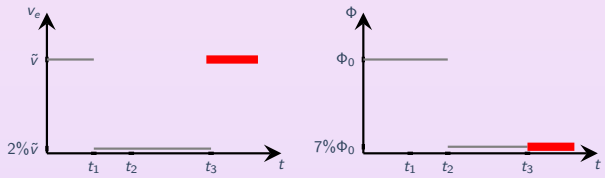

At t_3 the security pumps are turned on $\Longrightarrow$ $v_e(t) \nearrow$ and the fluid comes back to the liquid phase.

Mass fraction

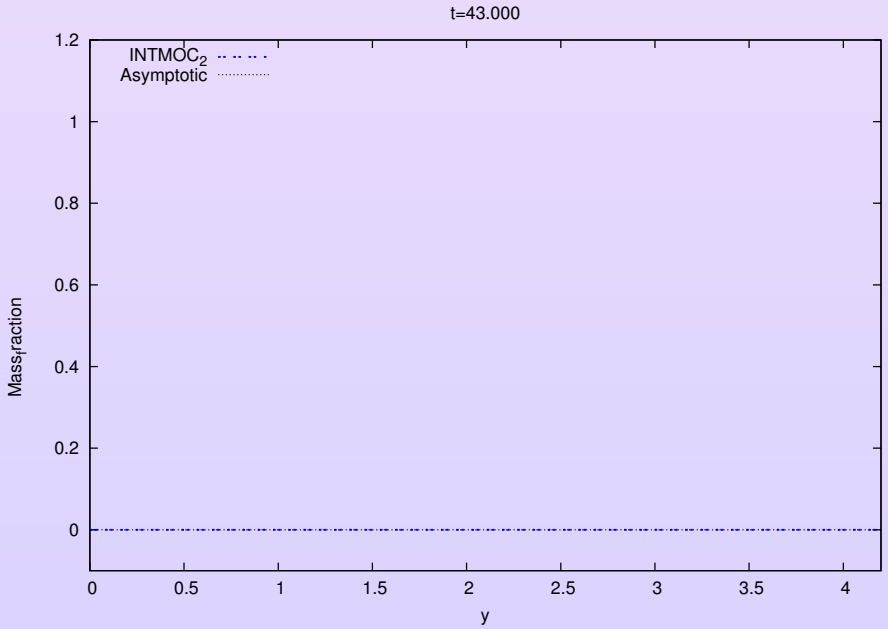

Temperature

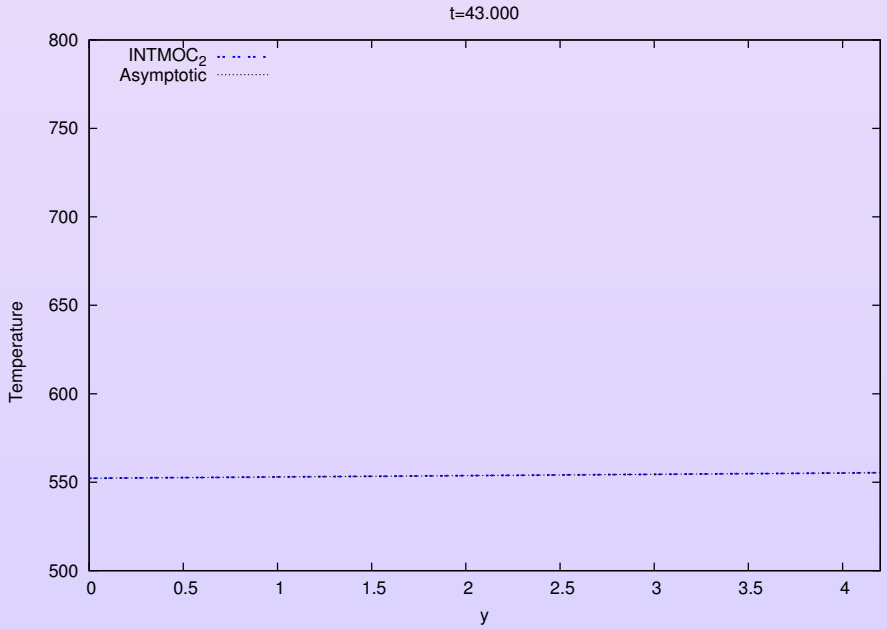

◂ Description ▸ $[t_0 - t_1]$ ▸ $[t_1 - t_2]$ ▸▸ $[t_2 - t_3]$ ▸▸ $t > t_3$ ▸▸ Fin

Loss of Flow Accident

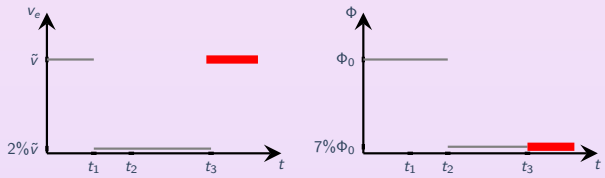

At t_3 the security pumps are turned on $\Longrightarrow$ $v_e(t) \nearrow$ and the fluid comes back to the liquid phase.

Mass fraction

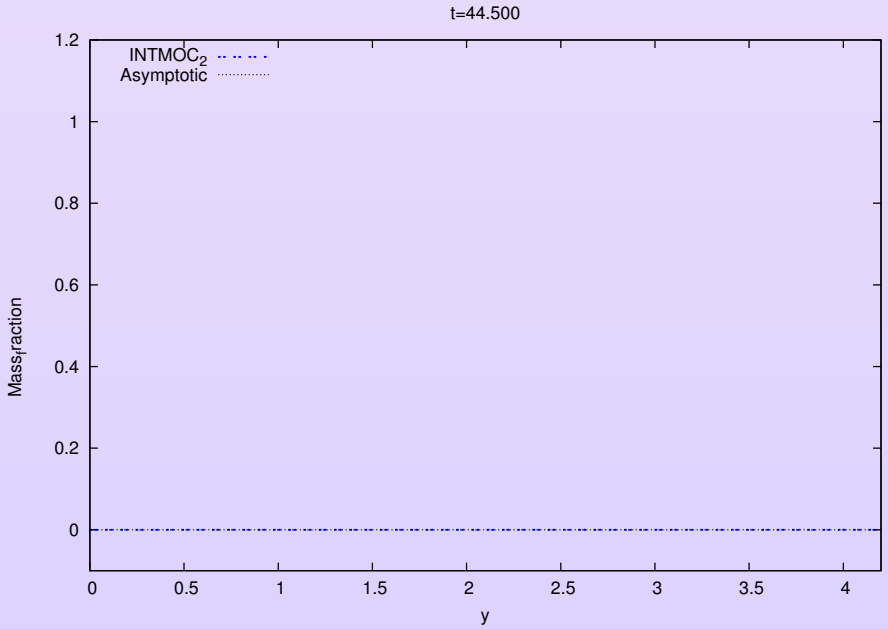

Temperature

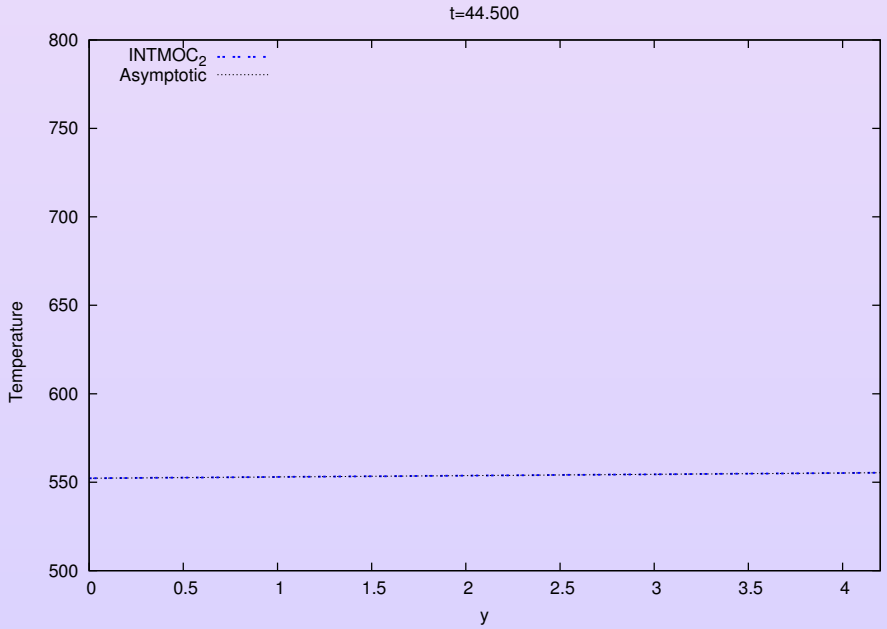

◂ Description ▸ $[t_0 - t_1]$ ▸ $[t_1 - t_2]$ ▸▸ $[t_2 - t_3]$ ▸▸ $t > t_3$ ▸▸ Fin

Loss of Flow Accident

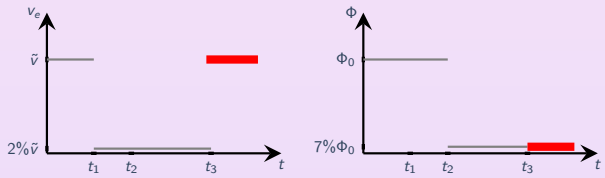

At t_3 the security pumps are turned on $\Longrightarrow$ $v_e(t) \nearrow$ and the fluid comes back to the liquid phase.

Mass fraction

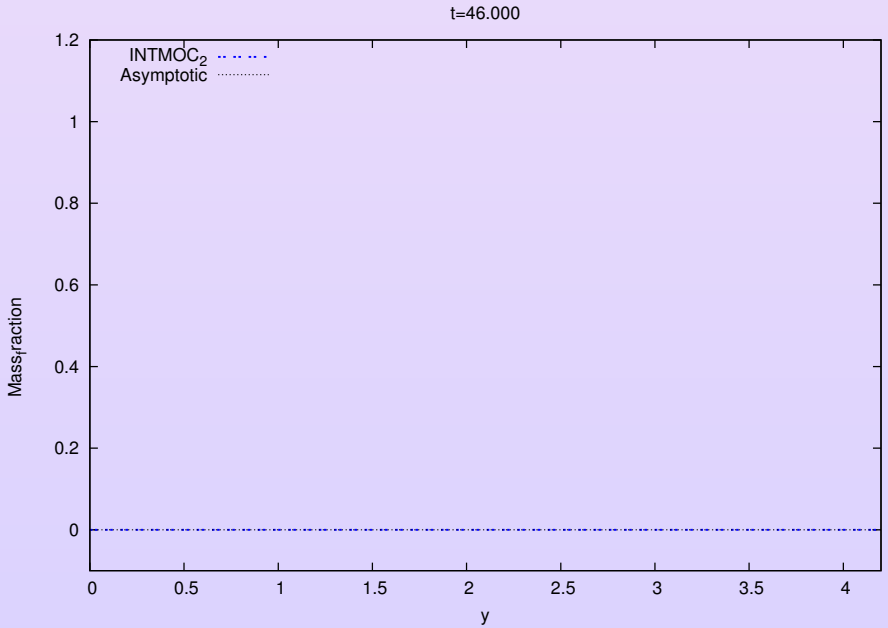

Temperature

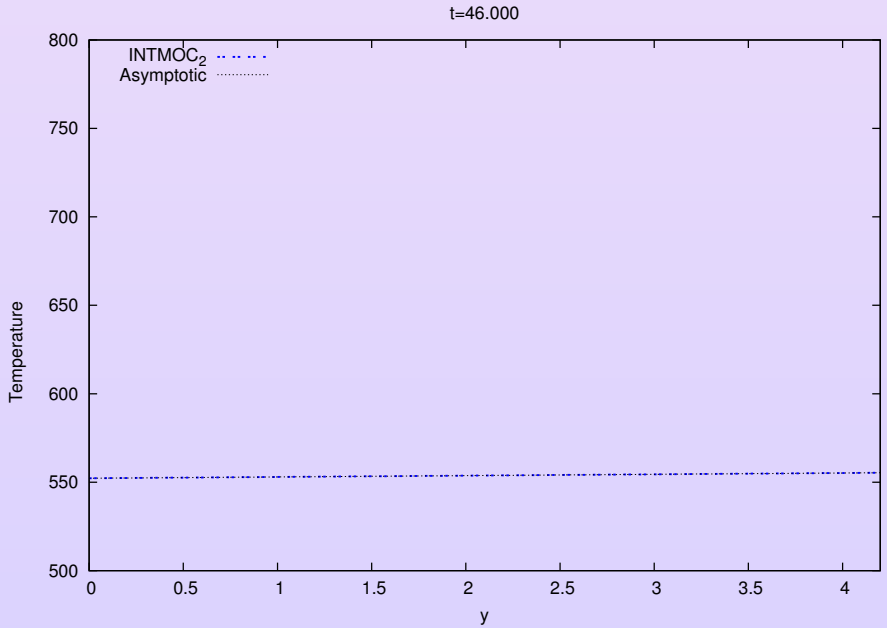

◂ Description ▸ $[t_0 - t_1]$ ▸ $[t_1 - t_2]$ ▸▸ $[t_2 - t_3]$ ▸▸ $t > t_3$ ▸▸ Fin

Loss of Flow Accident

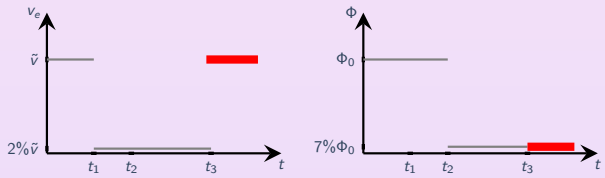

At t_3 the security pumps are turned on $\Longrightarrow$ $v_e(t) \nearrow$ and the fluid comes back to the liquid phase.

Mass fraction

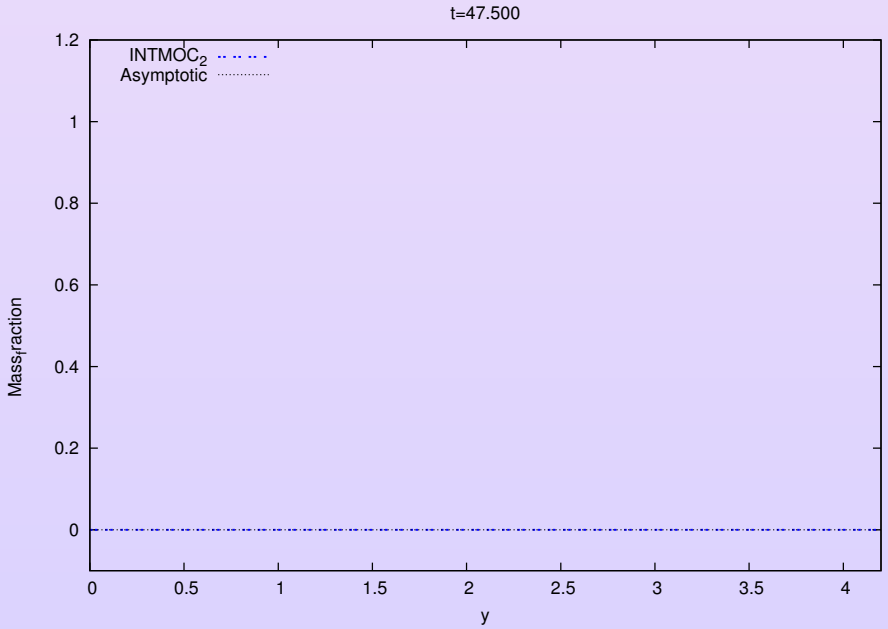

Temperature

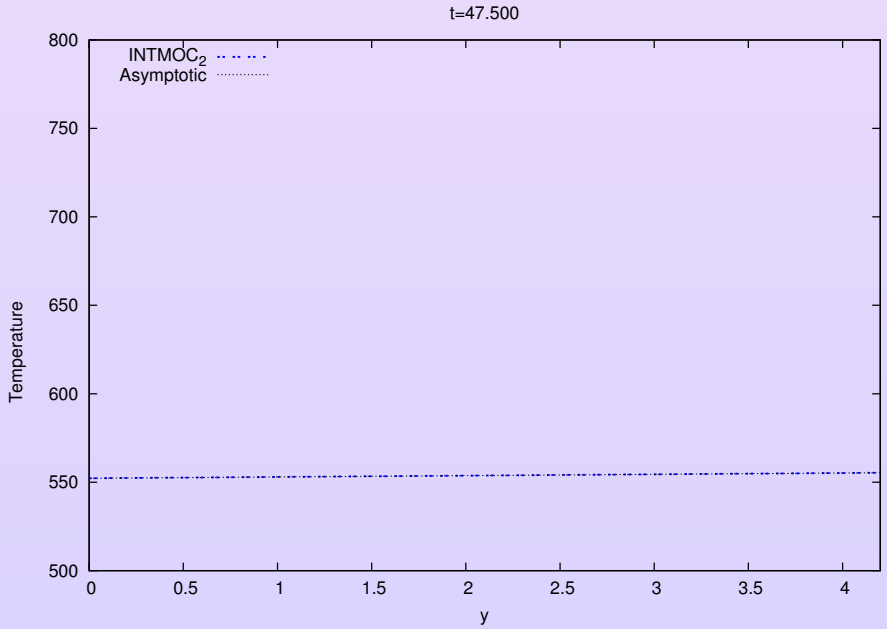

◂ Description ▸ $[t_0 - t_1]$ ▸ $[t_1 - t_2]$ ▸▸ $[t_2 - t_3]$ ▸▸ $t > t_3$ ▸▸ Fin

Loss of Flow Accident

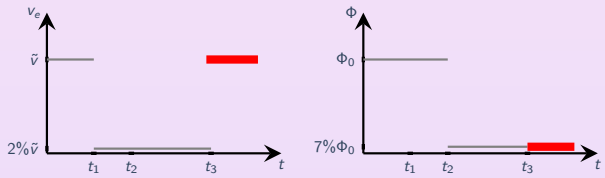

At t_3 the security pumps are turned on $\Longrightarrow$ $v_e(t) \nearrow$ and the fluid comes back to the liquid phase.

Mass fraction

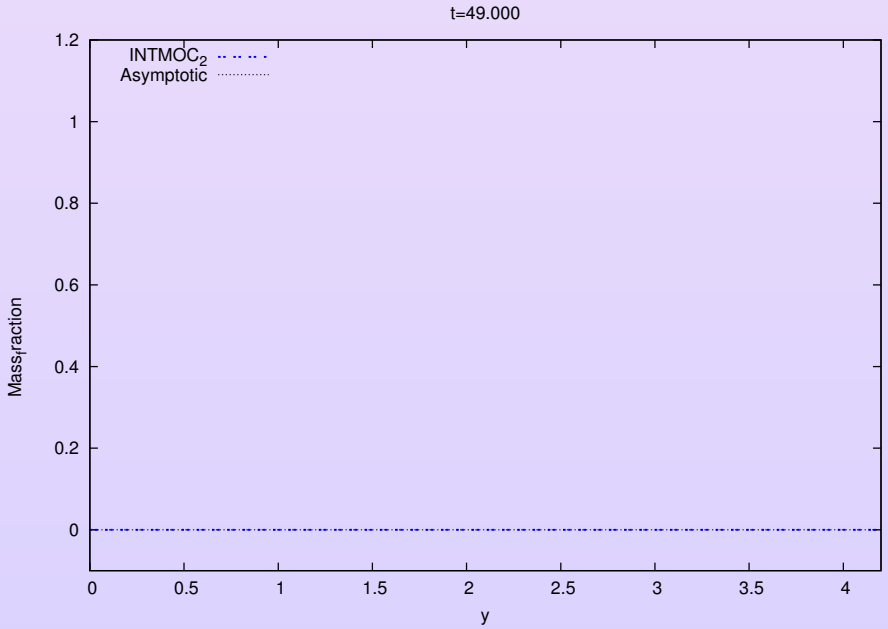

Temperature

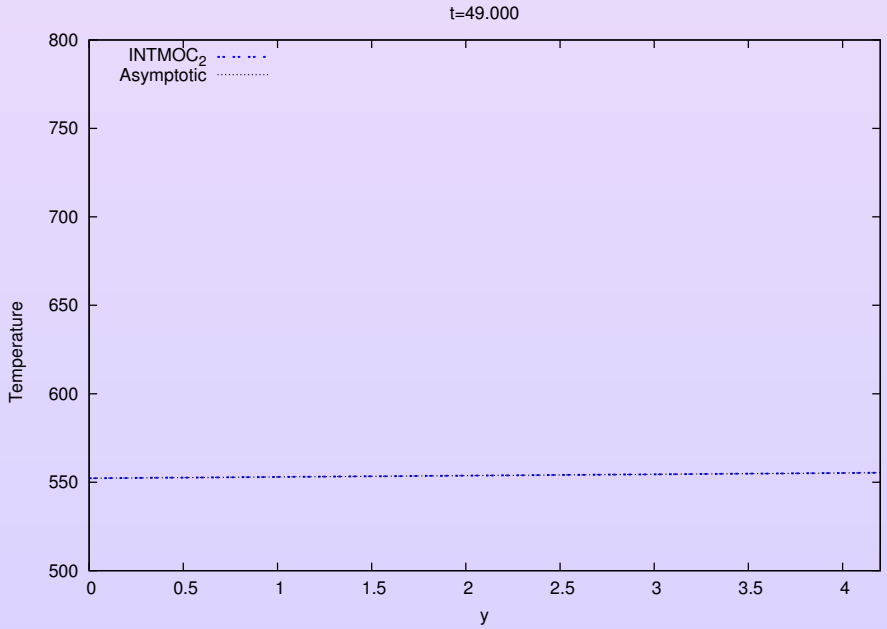

◂ Description ▸ $[t_0 - t_1]$ ▸ $[t_1 - t_2]$ ▸▸ $[t_2 - t_3]$ ▸▸ $t > t_3$ ▸▸ Fin

Loss of Flow Accident

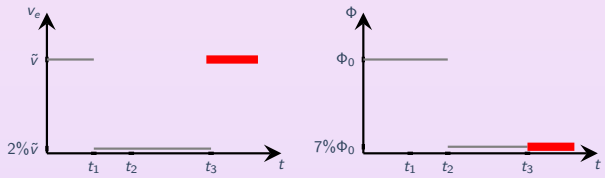

At t_3 the security pumps are turned on $\Longrightarrow$ $v_e(t) \nearrow$ and the fluid comes back to the liquid phase.

Mass fraction

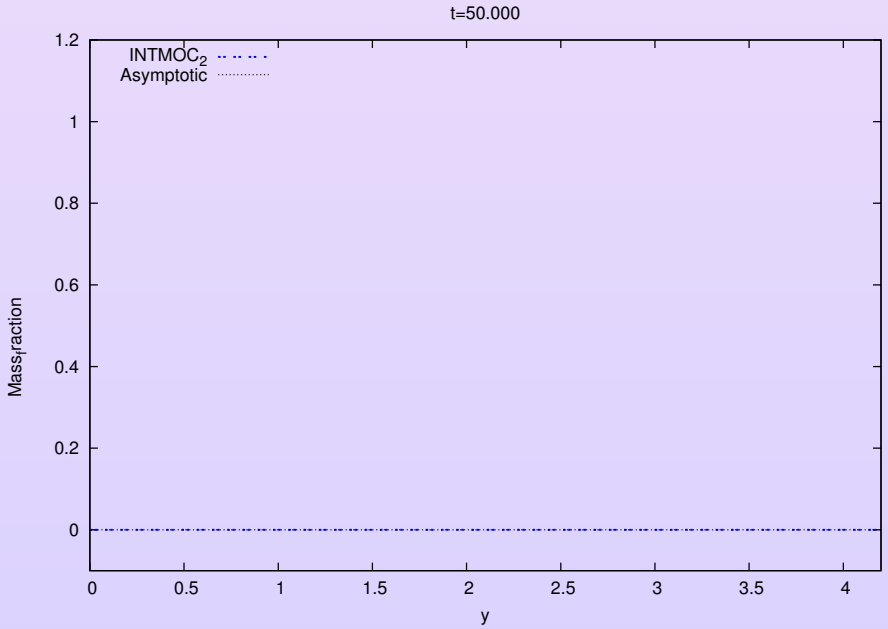

Temperature

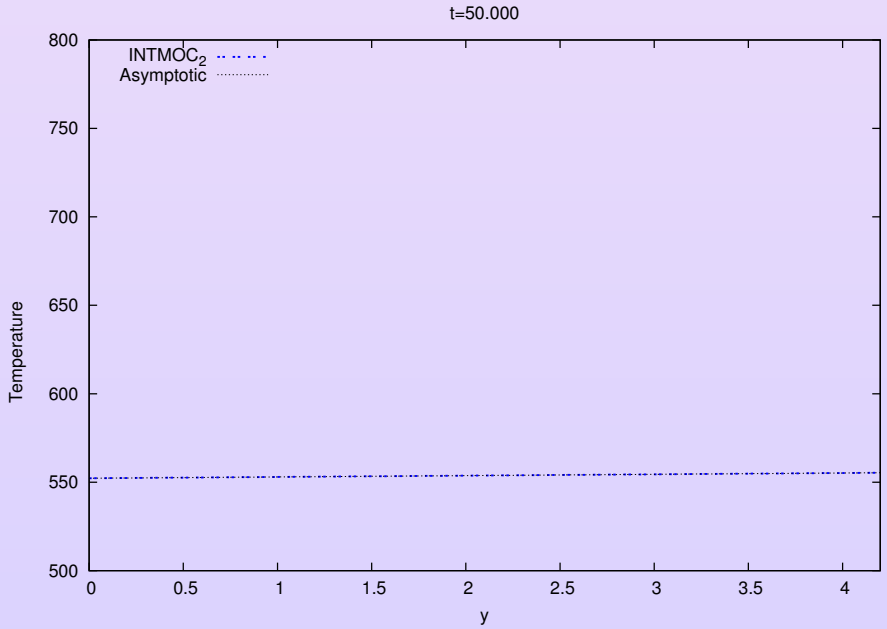

◂ Description ▸ $[t_0 - t_1]$ ▸ $[t_1 - t_2]$ ▸▸ $[t_2 - t_3]$ ▸▸ $t > t_3$ ▸▸ Fin

Section 5

Numerical schemes

- 1D Numerical schemes
- 2D Numerical scheme
- 3D Numerical scheme

FreeFem++ (1)

- Let ξ^n the foot at time t^n of the characteristic issuing from $\mathbf{x}$ at time t^{n+1}, then the convective part of the system can be approximated by

$$[\partial_t \star + (\mathbf{u}\cdot\nabla)\star](t^{n+1},\mathbf{x}) \approx \frac{\star(t^{n+1},\mathbf{x}) - \star(t^n,\xi^n)}{\Delta t}, \qquad \star = \mathbf{u} \text{ or } h$$

- Weak formulation of a semi-implicit temporal discretization: at time t^{n+1} find $(\mathbf{u}^{n+1}, \bar{p}^{n+1}, h^{n+1}) \in (\mathbf{u}_e + \mathcal{U}) \times \mathcal{P} \times (h_e + \mathcal{H})$ defined by
  - $\mathcal{U} = \left\{\mathbf{v} \in (H^1(\Omega))^2 | \mathbf{v}(x,0) = \mathbf{0}, \mathbf{v}\cdot\mathbf{n}(0,y) = \mathbf{v}\cdot\mathbf{n}(L_x,y) = 0\right\}$
  - $\mathcal{P} = L^2_0(\Omega) = \left\{q \in L^2(\Omega) | \int_\Omega q(\mathbf{x})\, \mathrm{d}\mathbf{x} = 0\right\}$
  - $\mathcal{H} = \left\{k \in H^1(\Omega) | k(x,0) = 0\right\}$

  such that ...

FreeFem++ (2)

- $\forall \mathbf{u}_{\text{test}} \in \mathcal{U}$

$$\frac{1}{\Delta t}\int_\Omega \varrho(h^n)(\mathbf{u}^{n+1}-\mathbf{u}^n(\xi^n))\cdot\mathbf{u}_{\text{test}}\ \mathrm{d}\mathbf{x} + \int_\Omega \mu(h^n)((\nabla\mathbf{u}^{n+1}+(\nabla\mathbf{u}^{n+1})^T)\colon\nabla(\mathbf{u}_{\text{test}}))\ \mathrm{d}\mathbf{x} + \int_\Omega \eta(h^n)\ \mathrm{div}(\mathbf{u}^{n+1})\ \mathrm{div}(\mathbf{u}_{\text{test}})\ \mathrm{d}\mathbf{x} - \int_\Omega \bar{p}^{n+1}\ \mathrm{div}(\mathbf{u}_{\text{test}})\ \mathrm{d}\mathbf{x} = \int_\Omega \varrho(h^n)\mathbf{g}\cdot\mathbf{u}_{\text{test}}\ \mathrm{d}\mathbf{x}$$

- $\forall p_{\text{test}} \in \mathcal{P}$

$$\int_\Omega \mathrm{div}(\mathbf{u}^{n+1})p_{\text{test}}\ \mathrm{d}\mathbf{x} = \frac{1}{p_0}\int_\Omega \beta(h^n)\Phi(t^{n+1})p_{\text{test}}\ \mathrm{d}\mathbf{x}$$

- $\forall h_{\text{test}} \in \mathcal{H}$

$$\frac{1}{\Delta t}\int_\Omega (h^{n+1}-h^n(\xi^n))h_{\text{test}}\ \mathrm{d}\mathbf{x} = \int_\Omega \frac{\Phi(t^{n+1})}{\varrho(h^n)}h_{\text{test}}\ \mathrm{d}\mathbf{x}$$

A 2D test

Enthalpy at time 0.59 s

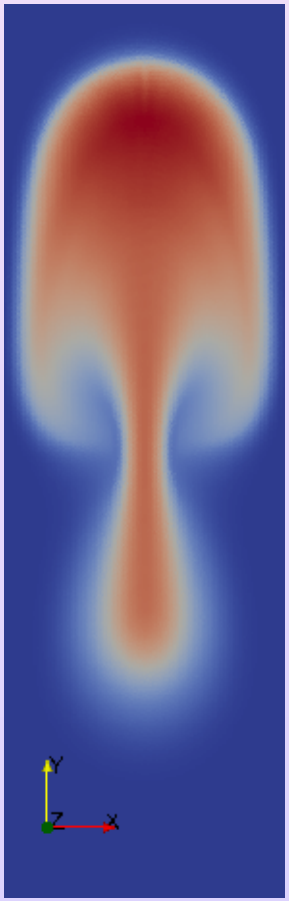

Section 5

Numerical schemes

- 1D Numerical schemes
- 2D Numerical scheme
- 3D Numerical scheme

3D-scheme (in collaboration with C. Galusinski)

Time discretization:

- order 2, semi-implicit (convective part explicitly treated)
- pressure-correction method:
  - first substep: $\bar{p}$ treated explicitly ($\rightsquigarrow \mathbf{u}$)
  - second substep: $\bar{p}$ corrected by projecting the intermediate velocity onto the space of "divergence-fixed" field

Space discretization: MAC grid

Miscellanea: OpenMP, big ratio of density

A 3D test

Enthalpy

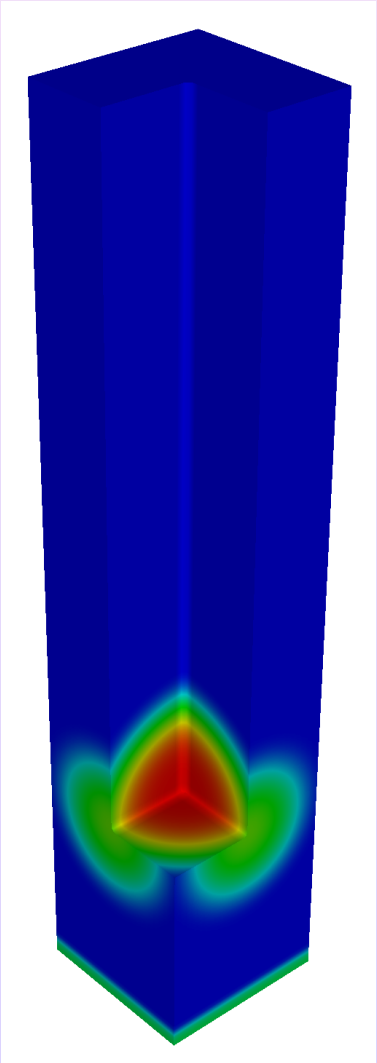

A 3D test

Enthalpy

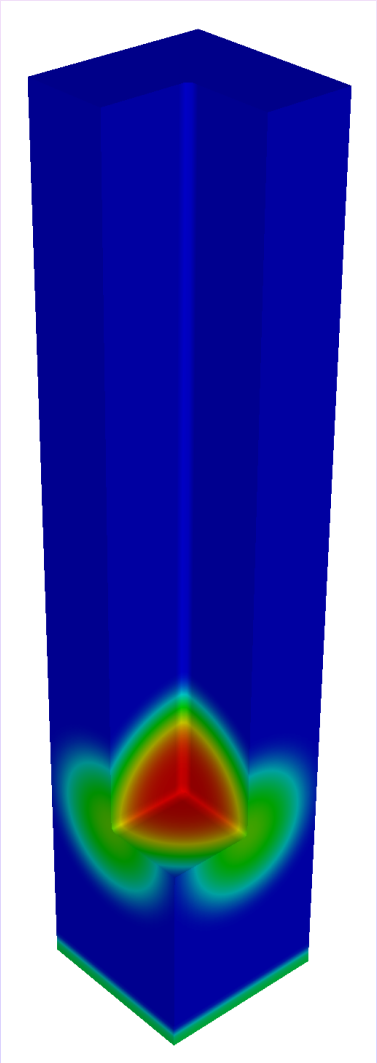

A 3D test

Enthalpy

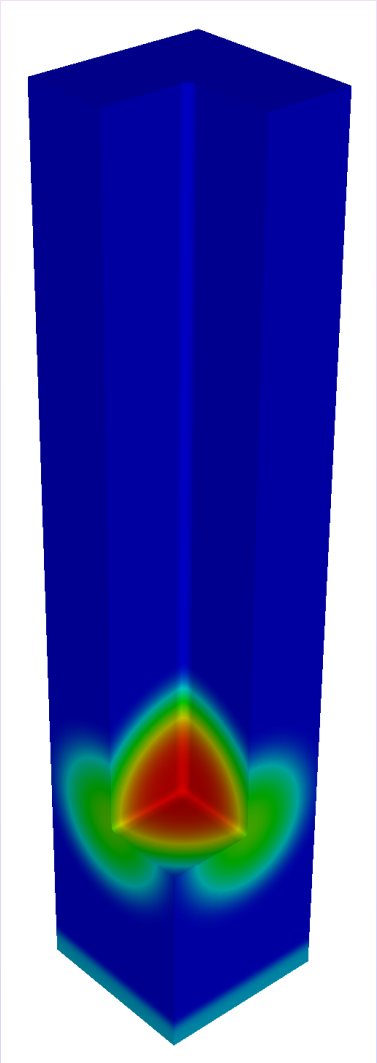

A 3D test

Enthalpy

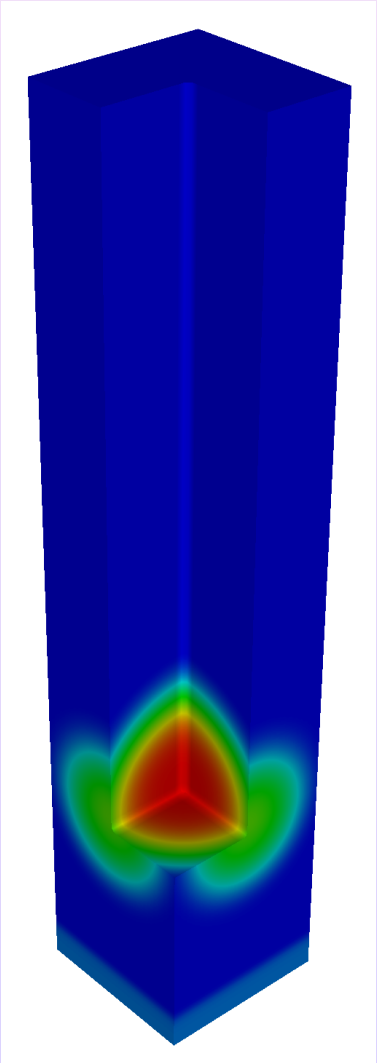

A 3D test

Enthalpy

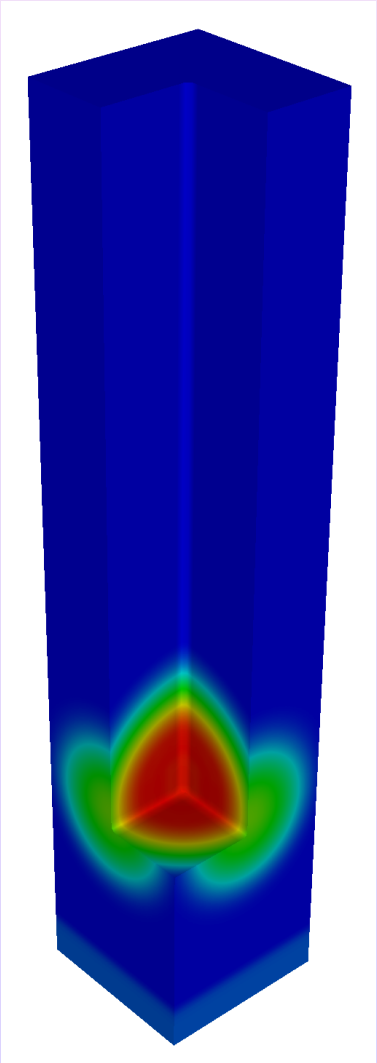

A 3D test

Enthalpy

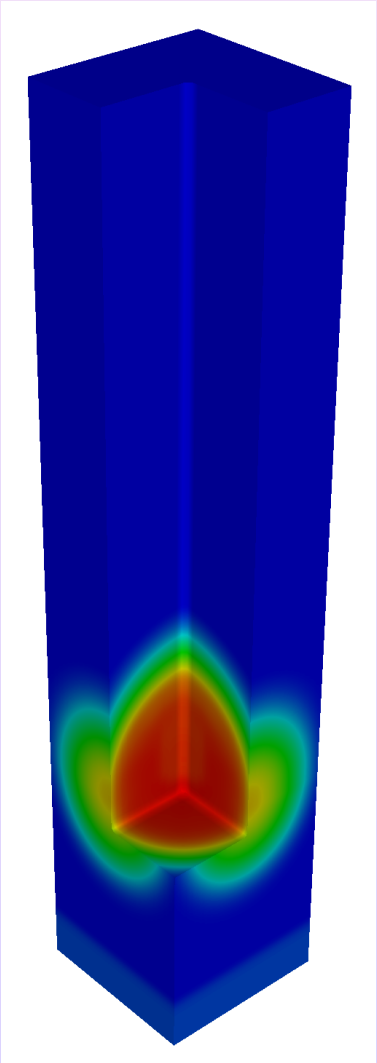

A 3D test

Enthalpy

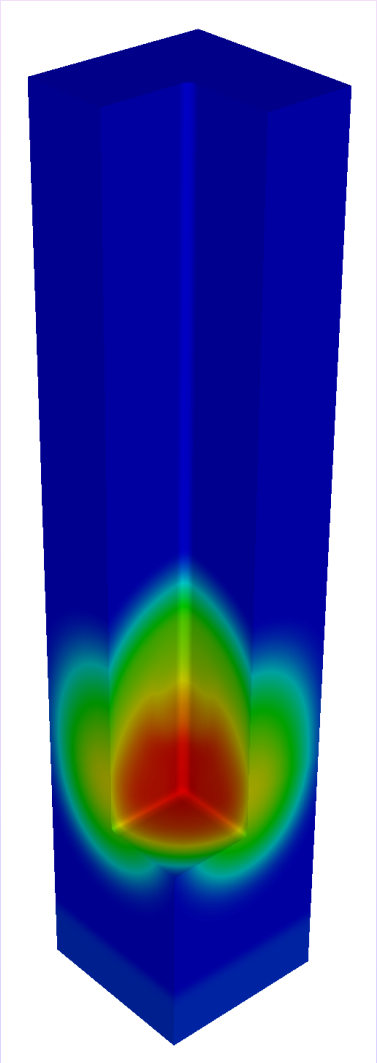

A 3D test

Enthalpy

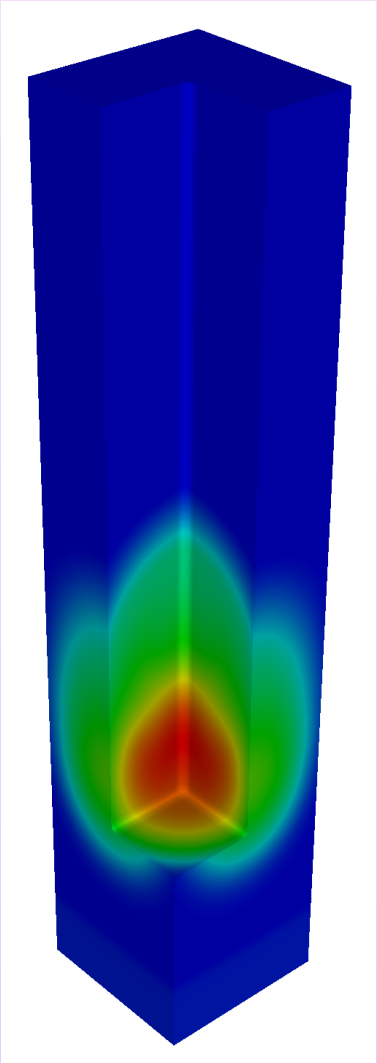

A 3D test

Enthalpy

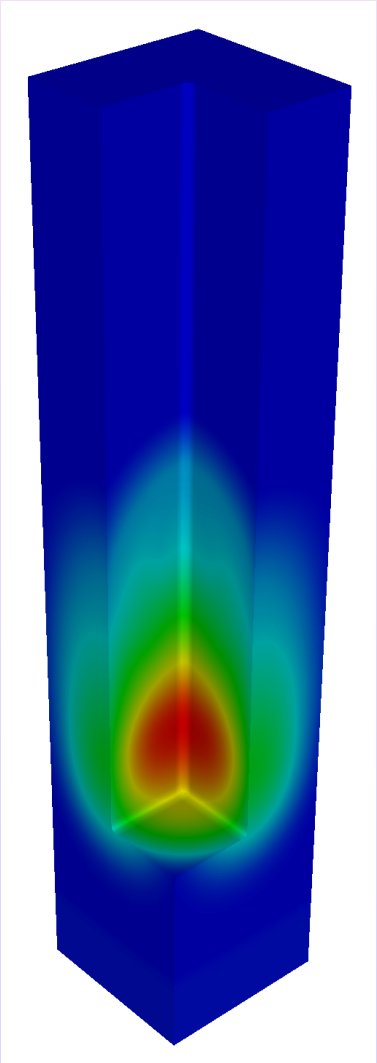

A 3D test

Enthalpy

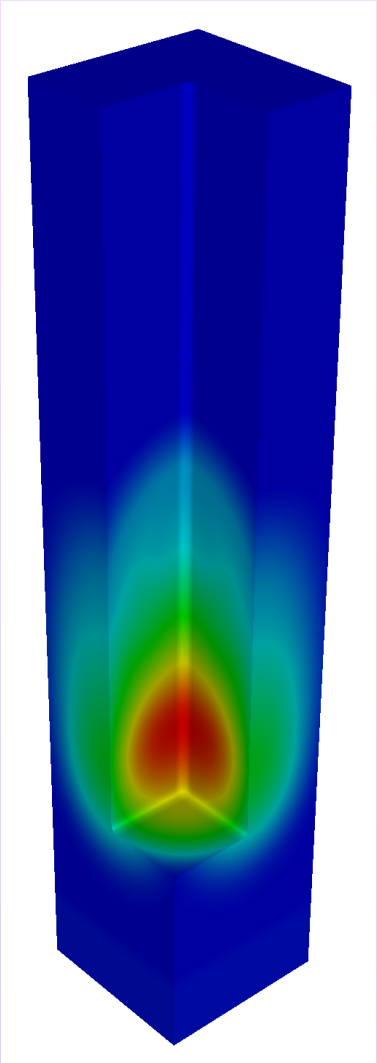

Section 6

Conclusion & Perspectives

Summary & Perspectives

- Model
  - ✓ mono/diphasic low Mach model with phase transition (Noble Able Stiffened Gas & Tabulated EoS),
  - ✓ $t \mapsto p_0(t)$,
  - ✓ Heat diffusion,
- Theoretical study (1D)
  - ✓ unsteady exact solutions on some cases (NASG with phase transition), steady exact solutions (also with tabulated EOS),
- Numerical Method
  - ✓ preliminary results:
    1D (MOC, unconditionally positive)
    2D (MOC+FE)
    3D (FV with projection)

Summary & Perspectives

- Model
  - ✓ mono/diphasic low Mach model with phase transition (Noble Able Stiffened Gas & Tabulated EoS),
  - ✓ $t \mapsto p_0(t)$,
  - ✓ Heat diffusion,

- Theoretical study (1D)
  - ✓ unsteady exact solutions on some cases (NASG with phase transition), steady exact solutions (also with tabulated EOS),

- Numerical Method
  - ✓ preliminary results:
    1D (MOC, unconditionally positive)
    2D (MOC+FE)
    3D (FV with projection)

Summary & Perspectives

- Model
  - ✓ mono/diphasic low Mach model with phase transition (Noble Able Stiffened Gas & Tabulated EoS),
  - ✓ $t \mapsto p_0(t)$,
  - ✓ Heat diffusion,

- Theoretical study (1D)
  - ✓ unsteady exact solutions on some cases (NASG with phase transition), steady exact solutions (also with tabulated EOS),

- Numerical Method
  - ✓ preliminary results:
    1D (MOC, unconditionally positive)
    2D (MOC+FE)
    3D (FV with projection)

Summary & Perspectives

- Model
  - ✓ mono/diphasic low Mach model with phase transition (Noble Able Stiffened Gas & Tabulated EoS),
  - ✓ $t \mapsto p_0(t)$,
  - ✓ Heat diffusion,
  - ✗ Hierarchy of Low Mach models
  - ✗ Coupling with a neutronics model
  - ✗ EoS for MSFR
- Theoretical study (1D)
  - ✓ unsteady exact solutions on some cases (NASG with phase transition), steady exact solutions (also with tabulated EOS),
  - ✗ steady exact solution with a neutronics model
- Numerical Method
  - ✓ preliminary results:
    1D (MOC, unconditionally positive)
    2D (MOC+FE)
    3D (FV with projection)

Appendix

- References
- Compressible Navier-Stokes system
- Computing saturation values from two pure phase laws
- $p \rightarrow T^s$
- NIST vs SG
- Tabulated laws
- mocdetails

References

S. Dellacherie.
On a low Mach nuclear core model.
ESAIM Proc., 35:79–106, 2012.

M. Bernard, S. Dellacherie, G. Faccanoni, B. Grec, O. Lafitte, T.-T. Nguyen and Y. Penel.
Study of low Mach nuclear core model for single-phase flow.
ESAIM Proc., 38:118–134, 2012.

M. Bernard, S. Dellacherie, G. Faccanoni, B. Grec and Y. Penel.
Study of low Mach nuclear core model for two-phase flows with phase transition I: stiffened gas law.
M2AN,

S. Dellacherie, G. Faccanoni, B. Grec, E. Nayir and Y. Penel.
2D numerical simulation of a low Mach nuclear core model with stiffened gas using FreeFem++
ESAIM Proc.,

S. Dellacherie, G. Faccanoni, B. Grec and Y. Penel.
Study of a low Mach model for two-phase flows with phase transition II: tabulated laws.
Submitted.

A. Bondesan, S. Dellacherie, H. Hivert, J. Jung, V. Lleras, C. Mietka and Y. Penel.
Study of a depressurisation process at low mach number in a nuclear reactor core.
Submitted.

Compressible Navier-Stokes system

$$\begin{cases} \partial_t \varrho + \operatorname{div}(\varrho \mathbf{u}) = 0 \\ \partial_t(\varrho \mathbf{u}) + \operatorname{div}(\varrho \mathbf{u} \otimes \mathbf{u}) = -\nabla p + \operatorname{div}(\sigma(\mathbf{u})) + \varrho \mathbf{g} \\ \partial_t(\varrho h) + \operatorname{div}(\varrho h \mathbf{u}) = \partial_t p + \mathbf{u} \cdot \nabla p + \sigma(\mathbf{u}) : \nabla \mathbf{u} + \Phi \end{cases}$$

where

$$\sigma(\mathbf{u}) \stackrel{\text{def}}{=} \nu\left(\nabla \mathbf{u} + (\nabla \mathbf{u})^T\right) + \eta \nabla \mathbf{u}$$

- **Unknowns**
- **Given quantities**
- **Equation Of State**

Compressible Navier-Stokes system

$$\begin{cases} \partial_t \varrho + \operatorname{div}(\varrho \mathbf{u}) = 0 \\ \partial_t(\varrho \mathbf{u}) + \operatorname{div}(\varrho \mathbf{u} \otimes \mathbf{u}) = -\nabla p + \operatorname{div}(\sigma(\mathbf{u})) + \varrho \mathbf{g} \\ \partial_t(\varrho h) + \operatorname{div}(\varrho h \mathbf{u}) = \partial_t p + \mathbf{u} \cdot \nabla p + \sigma(\mathbf{u}) : \nabla \mathbf{u} + \Phi \end{cases}$$

where

$$\sigma(\mathbf{u}) \stackrel{\text{def}}{=} \nu\left(\nabla \mathbf{u} + (\nabla \mathbf{u})^T\right) + \eta \nabla \mathbf{u}$$

- **Unknowns**
  - $(t, \mathbf{x}) \mapsto \mathbf{u}$ velocity,
  - $(t, \mathbf{x}) \mapsto h$ enthalpy,
  - $(t, \mathbf{x}) \mapsto p$ pressure;
- **Given quantities**
- **Equation Of State**

Compressible Navier-Stokes system

$$\begin{cases} \partial_t \varrho + \operatorname{div}(\varrho \mathbf{u}) = 0 \\ \partial_t(\varrho \mathbf{u}) + \operatorname{div}(\varrho \mathbf{u} \otimes \mathbf{u}) = -\nabla p + \operatorname{div}(\sigma(\mathbf{u})) + \varrho \mathbf{g} \\ \partial_t(\varrho h) + \operatorname{div}(\varrho h \mathbf{u}) = \partial_t p + \mathbf{u} \cdot \nabla p + \sigma(\mathbf{u}) : \nabla \mathbf{u} + \Phi \end{cases}$$

where

$$\sigma(\mathbf{u}) \stackrel{\text{def}}{=} \nu\left(\nabla \mathbf{u} + (\nabla \mathbf{u})^T\right) + \eta \nabla \mathbf{u}$$

- **Unknowns**
- **Given quantities**
  - $(t, \mathbf{x}) \mapsto \Phi \geq 0$ power density,
  - $\mathbf{g}$ gravity;
- **Equation Of State**

Compressible Navier-Stokes system

$$\begin{cases} \partial_t \varrho + \operatorname{div}(\varrho \mathbf{u}) = 0 \\ \partial_t(\varrho \mathbf{u}) + \operatorname{div}(\varrho \mathbf{u} \otimes \mathbf{u}) = -\nabla p + \operatorname{div}(\sigma(\mathbf{u})) + \varrho \mathbf{g} \\ \partial_t(\varrho h) + \operatorname{div}(\varrho h \mathbf{u}) = \partial_t p + \mathbf{u} \cdot \nabla p + \sigma(\mathbf{u}) : \nabla \mathbf{u} + \Phi \end{cases}$$

where

$$\sigma(\mathbf{u}) \stackrel{\text{def}}{=} \nu\left(\nabla \mathbf{u} + (\nabla \mathbf{u})^T\right) + \eta \nabla \mathbf{u}$$

- **Unknowns**
- **Given quantities**
- **Equation Of State**
  - $(h, p) \mapsto \nu, \eta$ such that $2\mu + 3\eta > 0$,
  - $(h, p) \mapsto \varrho$ density.

Saturation values

- Liquid $\kappa = \ell$ and vapor $\kappa = g$ are characterized by their EoS

$$(h, p) \mapsto \varrho_\kappa = \frac{\gamma_\kappa}{\gamma_\kappa - 1} \frac{p + \pi_\kappa}{h - q_\kappa}$$

(see Le Metayer and Saurel for parameters of liquid water and steam)

- Second principle of thermodynamics: when phases coexist, they have the same pressures, the same temperatures and their chemical potentials are equal:

$$g_\ell(p, T) = g_g(p, T) \qquad \Longrightarrow \qquad T = T^s(p).$$

- We define saturation values at $p = p_0$:

$$h_\kappa^s \stackrel{\text{def}}{=} h_\kappa\big(p_0, T^s(p_0)\big), \qquad \varrho_\kappa^s \stackrel{\text{def}}{=} \varrho_\kappa\big(h_\kappa^s, p_0\big).$$

Saturation values

- Liquid $\kappa = \ell$ and vapor $\kappa = g$ are characterized by their EoS

$$(h, p) \mapsto \varrho_\kappa = \frac{\gamma_\kappa}{\gamma_\kappa - 1} \frac{p + \pi_\kappa}{h - q_\kappa}$$

(see Le Metayer and Saurel for parameters of liquid water and steam)

- Second principle of thermodynamics: when phases coexist, they have the same pressures, the same temperatures and their chemical potentials are equal:

$$g_\ell(p, T) = g_g(p, T) \qquad \Longrightarrow \qquad T = T^s(p).$$

- We define saturation values at $p = p_0$:

$$h_\kappa^s \stackrel{\text{def}}{=} h_\kappa\big(p_0, T^s(p_0)\big), \qquad \varrho_\kappa^s \stackrel{\text{def}}{=} \varrho_\kappa\big(h_\kappa^s, p_0\big).$$

Saturation values

- Liquid $\kappa = \ell$ and vapor $\kappa = g$ are characterized by their EoS

$$(h, p) \mapsto \varrho_\kappa = \frac{\gamma_\kappa}{\gamma_\kappa - 1} \frac{p + \pi_\kappa}{h - q_\kappa}$$

(see Le Metayer and Saurel for parameters of liquid water and steam)

- Second principle of thermodynamics: when phases coexist, they have the same pressures, the same temperatures and their chemical potentials are equal:

$$g_\ell(p, T) = g_g(p, T) \qquad \Longrightarrow \qquad T = T^s(p).$$

- We define saturation values at $p = p_0$:

$$h_\kappa^s \stackrel{\text{def}}{=} h_\kappa\big(p_0, T^s(p_0)\big), \qquad \varrho_\kappa^s \stackrel{\text{def}}{=} \varrho_\kappa\big(h_\kappa^s, p_0\big).$$

$p \mapsto T^s$

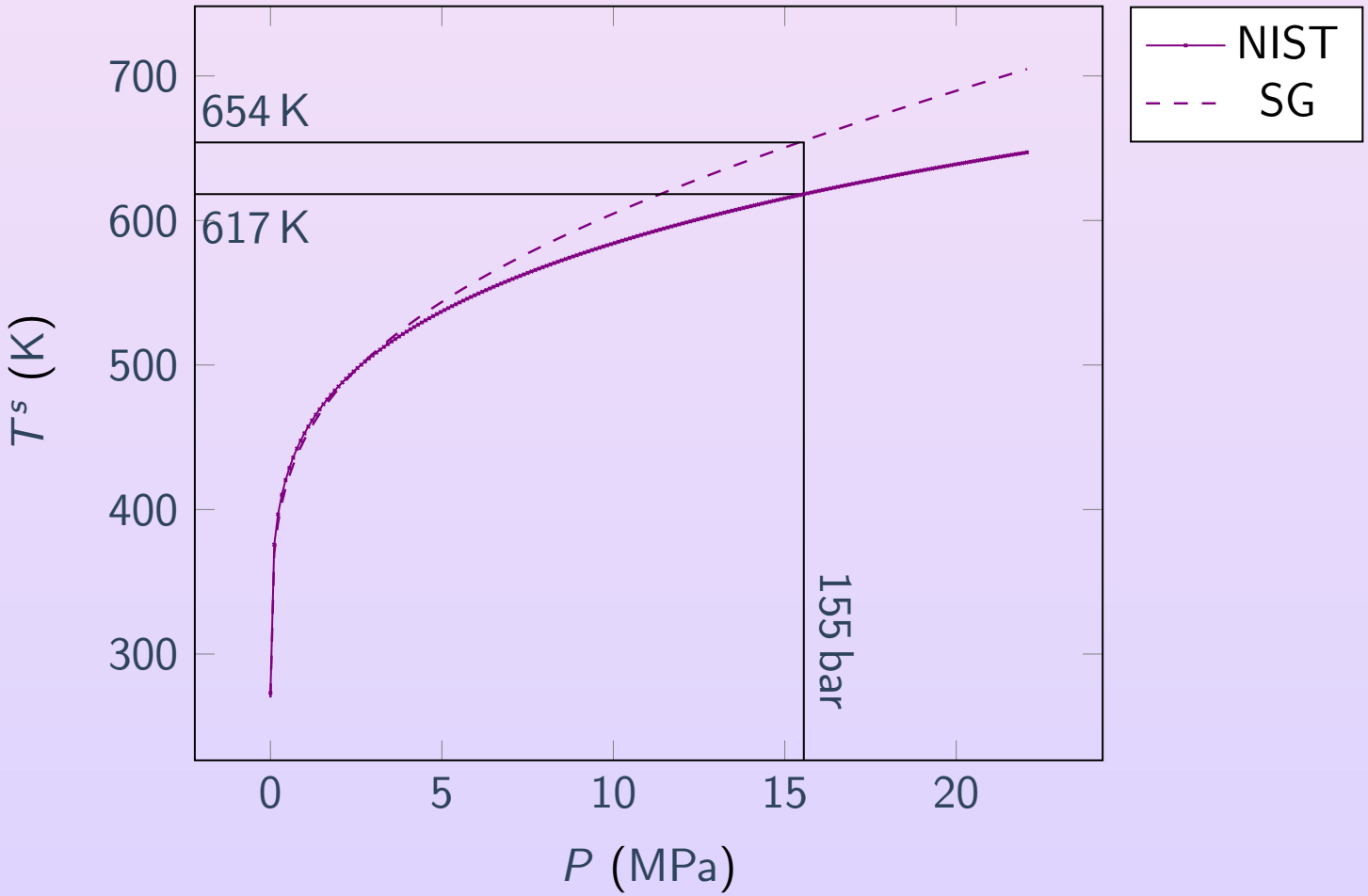
NIST
SG
700
600
500
400
300
654 K
617 K
155 bar
T^s (K)
0
5
10
15
20
P (MPa)

NIST vs SG

	NIST	SG
T^s	$617\,\mathrm{K}$	$654\,\mathrm{K}$
h_ℓ^s	$1.629 \times 10^6\,\mathrm{J \cdot K^{-1}}$	$1.627 \times 10^6\,\mathrm{J \cdot K^{-1}}$
h_g^s	$2.596 \times 10^6\,\mathrm{J \cdot K^{-1}}$	$3.004 \times 10^6\,\mathrm{J \cdot K^{-1}}$
ϱ_ℓ^s	$594.38\,\mathrm{kg \cdot m^{-3}}$	$632.663\,\mathrm{kg \cdot m^{-3}}$
ϱ_g^s	$101.93\,\mathrm{kg \cdot m^{-3}}$	$52.937\,\mathrm{kg \cdot m^{-3}}$

NIST vs SG: $h \mapsto \varrho$

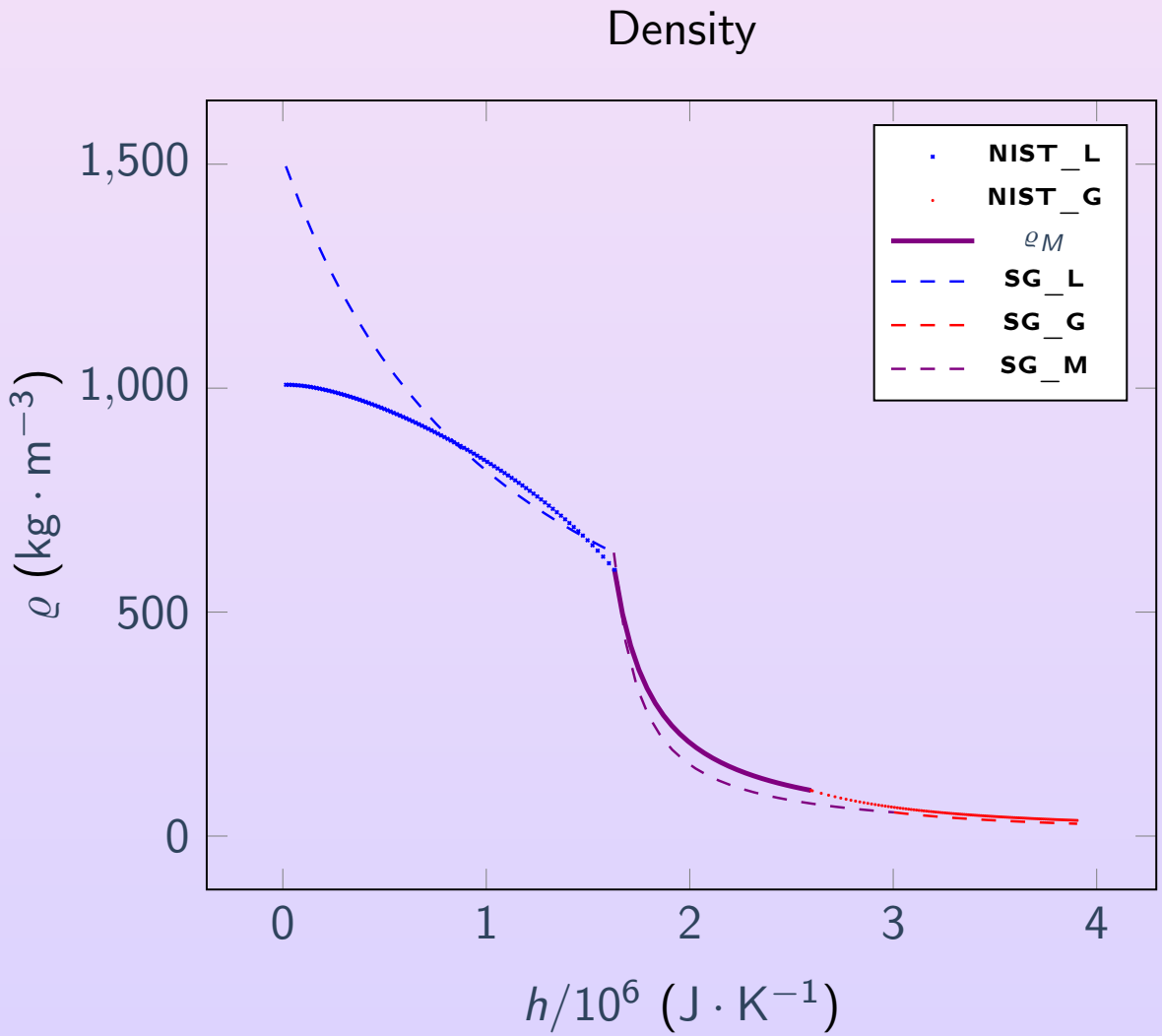

NIST vs SG: $h \mapsto T$

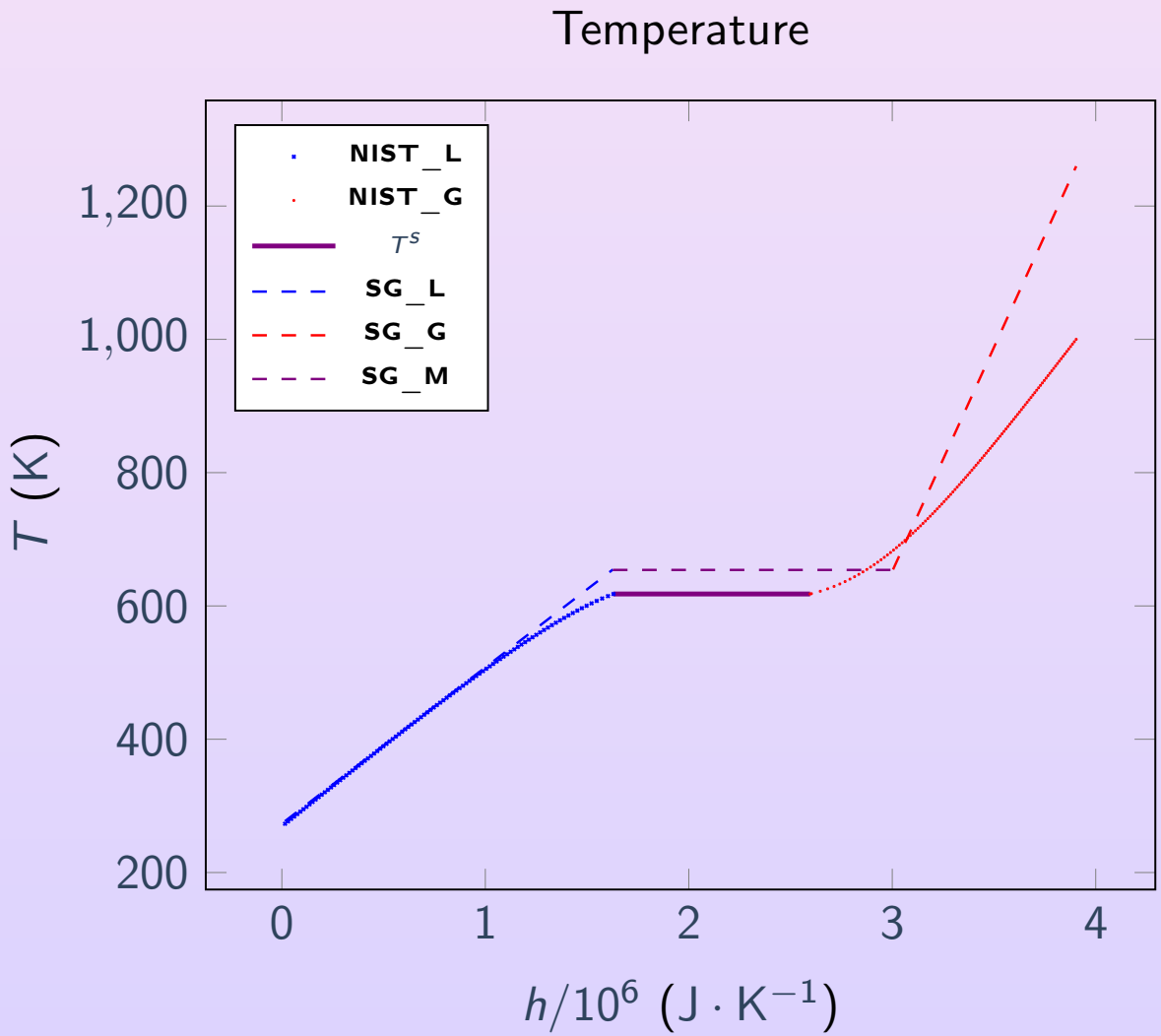

NIST vs SG: $h \mapsto \beta$

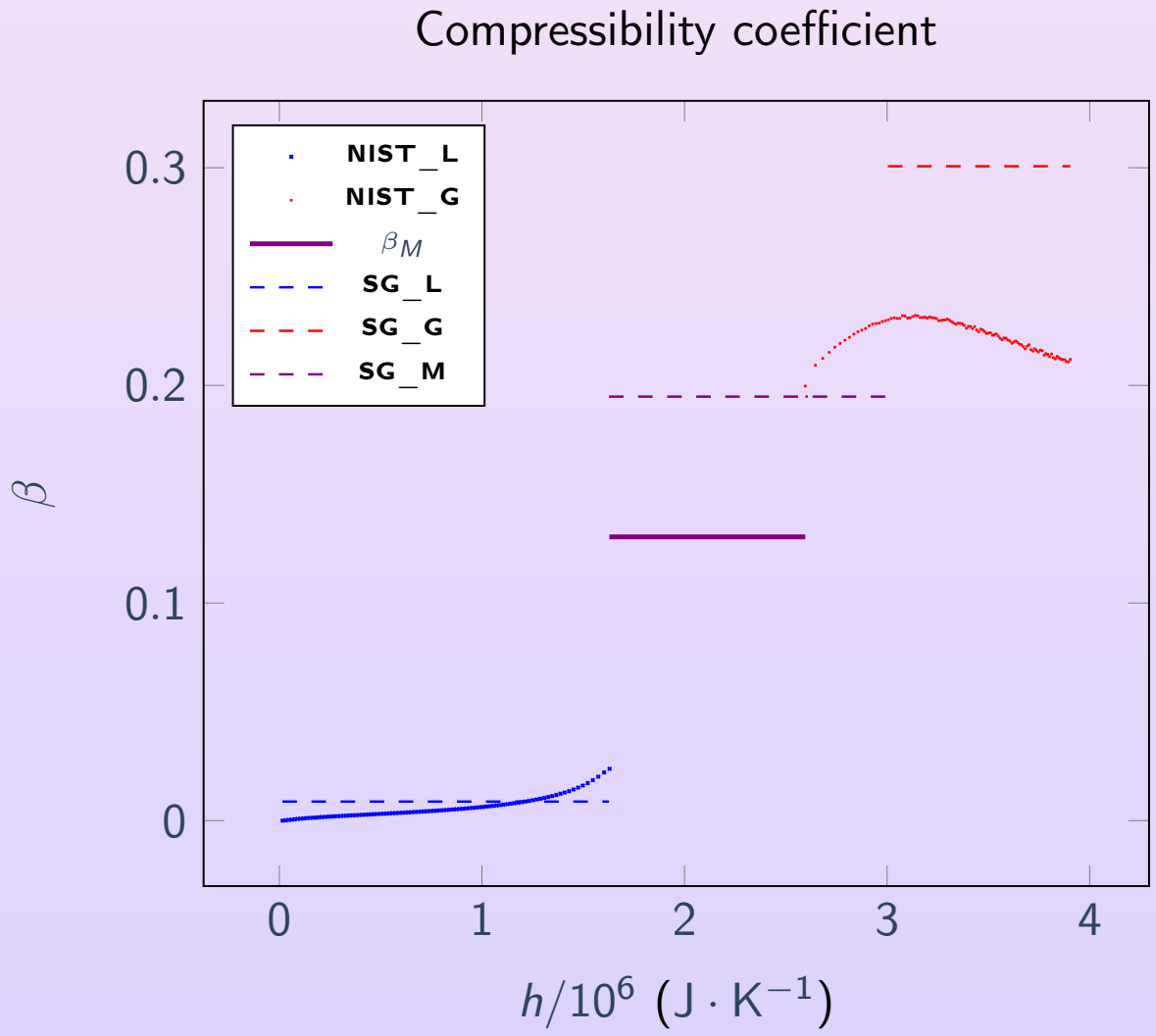

NIST vs SG: $h \mapsto c^*$

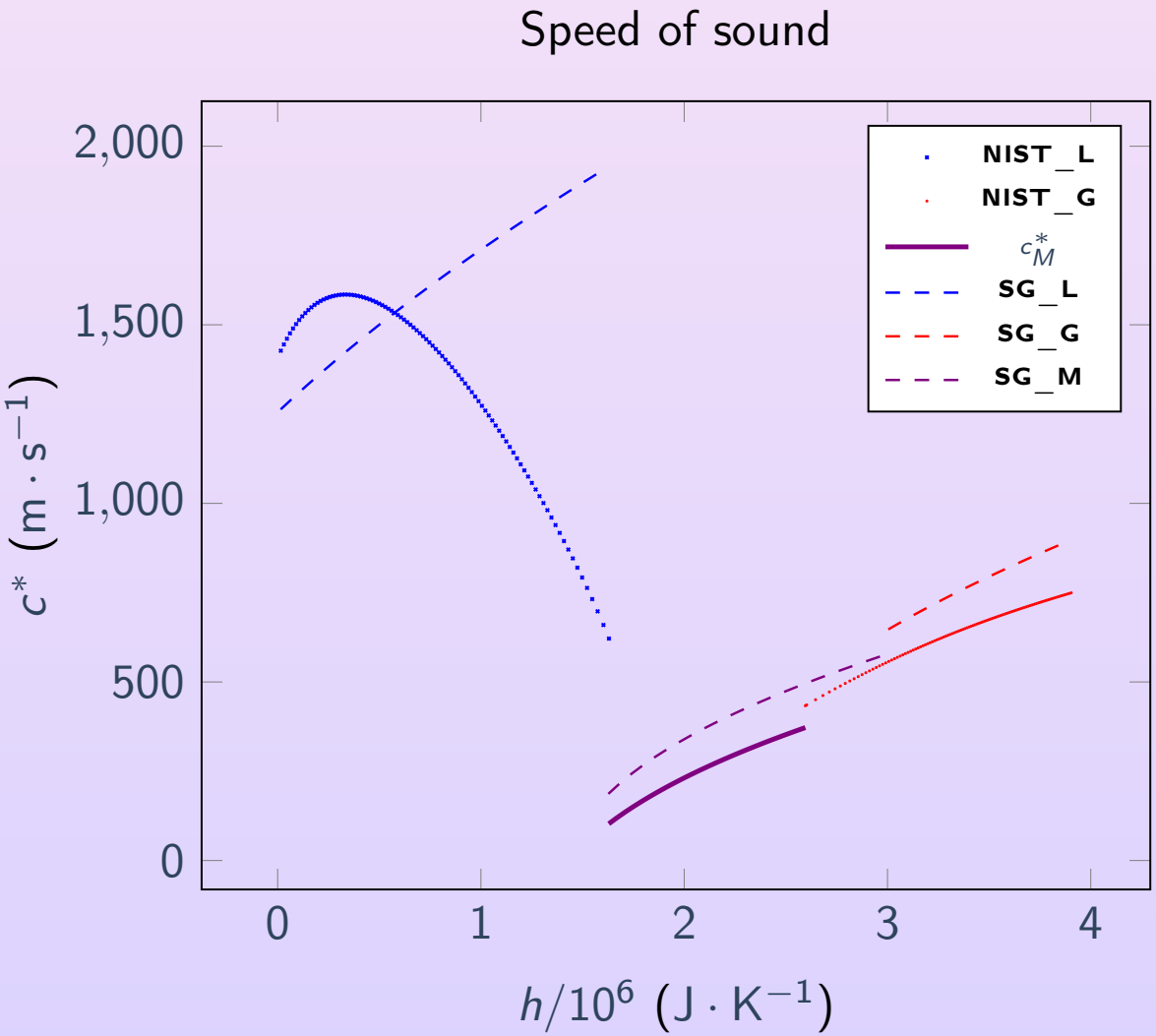

Pure phase EoS: Tabulated laws at $p = p_0$

κ	h [kJ/kg]	ϱ_κ [kg/m^3]	T_κ [K]	c^*_κ [m $\cdot$ s^{-1}]	β_κ
ℓ	15.608	1007.5	273.16	1427.4	✗
ℓ	30.678	1007.5	276.79	1445.0	✗
$\vdots$	$\vdots$	$\vdots$	$\vdots$	$\vdots$	$\vdots$
ℓ	1602.8	609.10	614.77	659.56	✗
ℓ	h^s_ℓ	594.38	T^s	621.43	✗
g	h^s_g	101.93	T^s	433.40	✗
g	2602.6	101.06	618.41	435.61	✗
$\vdots$	$\vdots$	$\vdots$	$\vdots$	$\vdots$	$\vdots$
g	2.5299	35.139	996.37	747.83	✗
g	2.5290	34.985	1000.0	749.37	✗

Source: `http://webbook.nist.gov/chemistry/fluid/`

Pure phase EoS: Tabulated laws at $p = p_0$

Liquid phase

- Discretization of the enthalpy interval $[1.56 \times 10^4; h_\ell^s]$:

$$h_i \simeq (1.56 + 1.68i) \times 10^4, \qquad i \in \mathfrak{I} = \{1, \ldots, 96\}$$

- Approximation of $\beta_\ell(h_i) = -\frac{p_0}{\varrho_\ell^2(h_i)} \varrho_\ell'(h_i)$ by finite differences
- Least squares polynomial approximation over the set of discrete values $((\varrho_\ell, \beta_\ell, T_\ell, c_\ell^*)(h_i))_{i \in \mathfrak{I}}$:

$$(\varrho_\ell, \beta_\ell, T_\ell, c_\ell^*)\left(\frac{h}{10^6}\right) = \sum_{j=0}^{N} \left(\frac{h}{10^6}\right)^i a_j, \qquad N \leq 6$$

Pure phase EoS: Tabulated laws at $p = p_0$

Vapor phase

- Discretization of the enthalpy interval $[h_g^s; 25.29 \times 10^6]$:

$$h_i \simeq (2.596 + 0.0122i) \times 10^6, \qquad i \in \mathfrak{I} = \{1, \ldots, 107\}$$

- Approximation of $\beta_g(h_i) = -\frac{p_0}{\varrho_g^2(h_i)} \varrho_g'(h_i)$ by finite differences
- Least squares polynomial approximation over the set of discrete values $((\varrho_g, \beta_g, T_g, c_g^*)(h_i))_{i \in \mathfrak{I}}$:

$$(\varrho_g, \beta_g, T_g, c_g^*)\left(\frac{h}{10^6}\right) = \sum_{j=0}^{N} \left(\frac{h}{10^6}\right)^j a_j, \qquad N \leq 6$$

MOC scheme details

1. Foot of the characteristic $\xi_i^n \approx \chi(t^n; t^{n+1}, y_i)$.
2. $\hat{h}_i^n \approx h(t^n, \xi_i^n) \approx \tilde{h}_i^{n+1}(t^n)$.

MOC scheme details

1. Foot of the characteristic $\xi_i^n \approx \chi(t^n; t^{n+1}, y_i)$.
   This approximation is computed either at order one or two:
   1. at order one in time we have $\xi(t^n, y_i) \approx y_i - \Delta t \cdot v(t^n, y_i)$ so that we set
   $$\xi_i^n = y_i - \Delta t \cdot v_i^n,$$
   2. at order two in time we have
   $$\xi(t^n, y_i) \approx y_i - \Delta t \cdot v(t^n, y_i) - \frac{1}{2}\Delta t^2 \left(\partial_t v(t^n, y_i) - \frac{\beta(h(t^n, y_i))}{p_0} v(t^n, y_i) \Phi(t^n, y_i) \right)$$
   so that we set
   $$\xi_i^n = y_i - \Delta t \left(\frac{3}{2} v_i^n - \frac{1}{2} v_i^{n-1} \right) + \frac{\Delta t^2}{2} \frac{\beta(h_i^n)}{p_0} v_i^n \Phi(t^n, y_i).$$
2. $\hat{h}_i^n \approx h(t^n, \xi_i^n) \approx \tilde{h}_i^{n+1}(t^n)$.

MOC scheme details

1. Foot of the characteristic $\xi_i^n \approx \chi(t^n; t^{n+1}, y_i)$.
2. $\hat{h}_i^n \approx h(t^n, \xi_i^n) \approx \tilde{h}_i^{n+1}(t^n)$.

MOC scheme details

1. Foot of the characteristic $\xi_i^n \approx \chi(t^n; t^{n+1}, y_i)$.
2. $\hat{h}_i^n \approx h(t^n, \xi_i^n) \approx \tilde{h}_i^{n+1}(t^n)$.

   If $\xi_i^n > 0$, let j be the index such that $\xi_i^n \in [y_j, y_{j+1})$ and $\theta_{ij}^n \stackrel{\text{def}}{=} \frac{y_{j+1} - \xi_i^n}{\Delta x}$.

   1. At order one $\hat{h}_i^n = \theta_{ij}^n h_j^n + (1 - \theta_{ij}^n) h_{j+1}^n$.
   2. At order two $\hat{h}_i^n = \lambda_i^n h_j^- + (1 - \lambda_i^n) h_j^+$ where

$$\lambda_i^n \stackrel{\text{def}}{=} \begin{cases} \frac{1+\theta_{ij}^n}{3}, & \text{if } \mathcal{P}_j^+(\theta_{ij}^n) \geq 0 \text{ and } \mathcal{P}_j^-(\theta_{ij}^n) \geq 0, \\ 0, & \text{if } \mathcal{P}_j^+(\theta_{ij}^n) \geq 0 \text{ and } \mathcal{P}_j^-(\theta_{ij}^n) < 0, \\ 1, & \text{if } \mathcal{P}_j^+(\theta_{ij}^n) < 0 \text{ and } \mathcal{P}_j^-(\theta_{ij}^n) \geq 0, \\ \theta_{ij}^n, & \text{otherwise,} \end{cases}$$

$$h_j^- \stackrel{\text{def}}{=} \begin{cases} h_j^n, \text{ if } \mathcal{P}_j^+(\theta_{ij}^n) < 0 \text{ and } \mathcal{P}_j^-(\theta_{ij}^n) < 0, \\ \frac{(\theta_{ij}^n)^2}{2}\left(h_{j-1}^n - 2h_j^n + h_{j+1}^n\right) - \frac{\theta_{ij}^n}{2}\left(h_{j-1}^n - 4h_j^n + 3h_{j+1}^n\right) + h_{j+1}^n, \text{ otherwise,} \end{cases}$$

$$h_j^+ \stackrel{\text{def}}{=} \begin{cases} h_{j+1}^n, \text{ if } \mathcal{P}_j^+(\theta_{ij}^n) < 0 \text{ and } \mathcal{P}_j^-(\theta_{ij}^n) < 0, \\ \frac{(\theta_{ij}^n)^2}{2}\left(h_{j+2}^n - 2h_{j+1}^n + h_j^n\right) - \frac{\theta_{ij}^n}{2}\left(h_{j+2}^n - h_j^n\right) + h_{j+1}^n, \text{ otherwise,} \end{cases}$$

and $\mathcal{P}_j^{\pm}(\theta) \stackrel{\text{def}}{=} (\theta - \delta_j^{\pm})(\theta - \delta_{j+1}^{\pm})$ where

$$\delta_j^- \stackrel{\text{def}}{=} \frac{2(h_{j+1}^n - h_j^n)}{h_{j-1}^n - 2h_j^n + h_{j+1}^n}, \qquad \delta_j^+ \stackrel{\text{def}}{=} \frac{2(h_{j+1}^n - h_j^n)}{h_j^n - 2h_{j+1}^n + h_{j+2}^n},$$

$$\delta_{j+1}^- \stackrel{\text{def}}{=} \frac{h_{j-1}^n - 4h_j^n + 3h_{j+1}^n}{h_{j-1}^n - 2h_j^n + h_{j+1}^n}, \qquad \delta_{j+1}^+ \stackrel{\text{def}}{=} \frac{h_{j+2}^n - h_j^n}{h_j^n - 2h_{j+1}^n + h_{j+2}^n}.$$